

FEB 1 1972

0700 EST

Meteorological Observatory
University Park, Pa.

General Obs.

Temp.		Wind		Barom.		3W--B 0753		
Max.	29 °F	Dir.	WSW	Temp.	60			
Min.	9 °F	Vel.	5 m.p.h.	Read.	28.940			
Set	27 °F	Char.	stdy	Corr.	28.845	0700	1300	1900
R. H.	78 %	24 hr. Mov.	142	Sea L.	30.285	Clds.	Clds.	Clds.
Ppn.	0 in.	Prev. Dir.	SW	3 hr. Tend.	+02.4'	Wx	Wx	Wx
Ppn.	0 in.	Snow Depth	2 in.	Observer	OK	Vis.	Vis.	Vis.

D 27.0
W 25.0

BERKLEY
TEMP. DIP
26 18
PREC.
0

FEB 2 1972

0700 EST

Meteorological Observatory
University Park, Pa.

Temp.		Wind	Barom.	General Obs.		
Max. 34 °F		Dir. ENE	Temp. 62	JW--80723E SNOW SW-80827E 1700 0.7" 1900 +0.1"		
Min. 26 °F		Vel. 5 m.p.h.	Read. 28.840	XXXXXXXXXX		
Set 29 °F		Char. Variable	Corr. 28.740	XXXXXXXXXX		
R. H. 70 %		24 hr. Mov. 124	Sea L. 30.155	0700 Clds. 1910 st	1300 Clds.	1900 Clds.
Ppn. T in.	Liq.	Prev. Dir. ENE	3 hr. Tend. -01.0	Wx FOG	Wx	Wx
Ppn. T in.	Sol.	Snow Depth T in.	Observer DK	Vis. 2	Vis.	Vis.

D 29.0
W 26.5

BERKLEY
TEMP. D/P
28° 17°

TRAC.
0

FEB 3 1972

0700 EST

Meteorological Observatory
University Park, Pa.

Temp.		Wind	Barom.	General Obs.		
Max. 33 °F		Dir. NE	Temp. 62	SW-80736E Snow Accu. By 11:45-0.3 15:32.4		
Min. 27 °F		Vel. 1 m.p.h.	Read. 28.710	IP=B1650E R-B1700E S-B1700E MAX GUST 04 0057E 52KTS.		
Set 32 °F		Char. L+V	Corr. 28.610	APRS (54KTS 1931)		
R. H. 83 %		24 hr. Mov. 95	Sea L. 30.020	Clds. 14/10 ST	Clds. MAX WIND GUST 55 MPH AT ASIDE	Clds. 1900
Ppn. Liq. .14 in.		Prev. Dir. ENE	3 hr. Tend. -0.4	Wx SW-- FOG	Wx	Wx (2-4)
Ppn. Sol. 1.8 in.		Snow Depth 2 in.	Observer DK	Vis. 2	Vis.	Vis.

D 32.0
W 30.5

BERKLEY
TEMP. DIP
31° 25°

PREC.
.02

SNOWBOARD SWEEP
OFF EACH TIME
1810 SNOW
MEASURED ON
BOARD 0.5"
2130 2.0" MORE

FEB 4 1972

0700 EST

Meteorological Observatory
University Park, Pa.

Temp.		Wind	Barom.	General Obs.		
Max. 34 °F	Dir. SW	Temp. 60	SW--80734E MAX WIND GUST: 49MPH AT 0720, 1030, 1430 H,			
Min. 16 °F	Vel. +90 26 m.p.h.	Read. 28.400				
Set 16 °F	Char. Gusty	Corr. 28.305	0700 1300 1900			
R. H. 81 %	24 hr. Mov. 256	Sea L. 29.710	Clds. 300 Hc	Clds.	Clds.	
Ppn. Liq. .61 in.	Prev. Dir. WSW	3 hr. Tend. +04.5'	Wx HARR	Wx	Wx	
Ppn. Sol. 5.2 in.	Snow Depth 4 in.	Observer DK	Vis. 4	Vis.	Vis.	


D 16.0
W 15.5

BERKLEY
TEMP. 7/P.
17° 10°
PREC.
81.?

FEB 5 1972 0700 EST

Meteorological Observatory
University Park, Pa.

Temp.		Wind	Barom.	General Obs.		
Max.	18 °F	Dir. WSW	Temp. 57	OCNL SW - 00830E 00830E		
Min.	+5 °F	Vel. 18 +24 m.p.h.	Read. 29.000	MAX WIND GUST 38 MPH 0930 AND 1150 E		
Set	+5 °F	Char. GUSTY	Corr. 28.913	DP 0		
R. H.	45 %	24 hr. Mov. 549	Sea L. 30.400	0700	1300	1900
Ppn.	T in.	Prev. Dir. WSW	3 hr. Tend. +2.6/	Clds. .5 CU	Clds.	Clds. .1 CI
Ppn.	T in.	Snow Depth 4 in.	Observer RV	Wx —	Wx	Wx —
				Vis. 12 MI	Vis.	Vis. 15



FEB 6 1972 0700 EST

Meteorological Observatory
University Park, Pa.

Temp.		Wind	Barom.	General Obs. SNOW ACC		
Max.	17 °F	Dir. —	Temp. 58	1200F 0.5" 1530F +.32 MORE 20ISE +0.7INCH		
Min.	+4 °F	Vel. 0 m.p.h.	Read. 28.785			
Set	12 °F	Char. CALM	Corr. 28.695	DP 8		
R. H.	74 %	24 hr. Mov. 210	Sea L. 30.160	0700	1300	1900
Ppn. Liq.	.01 in.	Prev. Dir. WSW	3 hr. Tend. -2.21	Clds. 10/10 ST	Clds. 10/10 ST	Clds. ⊕
Ppn. Sol.	0.2 in.	Snow Depth 4 in.	Observer RV	Wx S-Fog	Wx S-FOG	Wx S-FOG
				Vis. 3MI	Vis. 1MI	Vis. 1MI



FEB 7 1972

0700 EST

Meteorological Observatory
University Park, Pa.

Temp.		Wind	Barom.	General Obs.		
Max.	29 °F	Dir. NW	Temp. 59	SW--B1208E		
Min.	12 °F	Vel. 6 m.p.h.	Read. 28.640			
Set	16 °F	Char. Stdy	Corr. 28.550-7	0700	1300	1900
R. H.	63 %	24 hr. Mov. 44	Sea L. 29.980	Clds. 2HOCU	Clds.	Clds.
Ppn. Liq.	.15 in.	Prev. Dir. NW	3 hr. Tend. +03.51	Wx —	Wx	Wx
Ppn. Sol.	1.9 in.	Snow Depth 6 in.	Observer DK	Vis. 15+	Vis.	Vis.

D 16.0
W 14.5

BERKLEY
TEMP. D/P
15° 7°
PREC.
.08

FEB 9 1972

0700 EST

Meteorological Observatory
University Park, Pa.

Temp.		Wind	Barom.	General Obs.		
Max.	20 °F	Dir. SW	Temp. 58	SW--B 0741E		
Min.	4 °F	Vel. 5 m.p.h.	Read. 28.980			
Set	4 °F	Char. VARIABLE	Corr. 28.890 -2	0700	1300	1900
R. H.	71 %	24 hr. Mov. 187	Sea L. 30.390	Clds. 4/10 A.C. 2/10 C.I.	Clds.	Clds.
Ppn. Ldq.	7 in.	Prev. Dir. WSW	3 hr. Tend. +0.5'	Wx SW-- HARE	Wx	Wx
Ppn. Sol.	7 in.	Snow Depth 5 in.	Observer OK	Vis. 4	Vis.	Vis.

D 4.0
W 03.5

BERKLEY
TEMP D/P
4° -4
PREC.
0

FEB 9 1972

0700 EST

Meteorological Observatory
University Park, Pa.

Temp.		Wind	Barom.	General Obs.		
Max. 17 °F	Dir. —	Temp. 57	SW--80708E			
Min. 3 °F	Vel. 0 m.p.h.	Read. 29.130				
Set 7 °F	Char. CALM	Corr. 29.040				
R. H. 76 %	24 hr. Mov. 117	Sea L. 30.470	0700 Clds. 410 Hg 310 Hg	1300 Clds.	1900 Clds.	
Ppn. Liq. T in.	Prev. Dir. WSW	3 hr. Tend. +00.85	Wx —	Wx	Wx	
Ppn. Sol. T in.	Snow Depth 5 in.	Observer DK	Vis. 7	Vis.	Vis.	

D 7.0
W 6.0

BERKLEY
TEMP 9°
D/P 0°
PREC.
0

FEB 10 1972

0700 EST

Meteorological Observatory
University Park, Pa.

Temp.		Wind	Barom.	General Obs.		
Max.	26 °F	Dir. S	Temp. 58			
Min.	5 °F	Vel. 2 m.p.h.	Read. 29.230			
Set	5 °F	Char. L+V	Corr. 29.140 -1	0700	1300	1900
R. H.	79 %	24 hr. Mov. 44	Sea L. 30.620	Clds. CLEAR	Clds.	Clds.
Ppn. Liq.	T in.	Prev. Dir. WSW	3 hr. Tend. +01.01	Wx —	Wx	Wx
Ppn. Sol.	T in.	Snow Depth 5 in.	Observer DK	Vis. 8	Vis.	Vis.

D 5.0
W 4.5

BERKLEY
TEMP 21P
4 -20
PREC.
0

FEB 1 1972

0700 EST

Meteorological Observatory
University Park, Pa.

Temp.		Wind	Barom.	General Obs.		
Max.	28 °F	Dir. —	Temp. 59			
Min.	4 °F	Vel. 0 m.p.h.	Read. 29.200			
Set	12 °F	Char. CALM	Corr. 29.105			
R. H.	80 %	24 hr. Mov. 45	Sea L. 30.570	0700 Clds. CLEAR	1300 Clds.	1900 Clds.
Ppn. Liq.	0 in.	Prev. Dir. S	3 hr. Tend. +00.55	Wx HARE	Wx	Wx
Ppn. Sol.	0 in.	Snow Depth 5 in.	Observer OK	Vis. 6	Vis.	Vis.

D 12.5
W 12.0

BERKLEY
TEMP 71°
14° 6°
PREC.
0


FEB 12 1972

0700 EST

Meteorological Observatory
University Park, Pa.

Temp.		Wind	Barom.	General Obs.		
Max.	34 °F	Dir. NNE	Temp. 62	R--S- B 0100E (2-13-72) S- B 0215E (2-13) R-ended		
Min.	12 °F	Vel. 01 m.p.h.	Read. 29.055	MAX WIND GUST 17MPH AT 0650E (2-13-72)		
Set	16 °F	Char. LIGHT	Corr. 28.955	S B 0500E (2-13) DP 11		
R. H.	78 %	24 hr. Mov. 013	Sea L. 30.38	0700	1300	1900
Ppn.	Liq.	Prev. Dir. E	3 hr. Tend. -0.47	Clds. 6/10 6/10 Ci	Clds. 9/10 9/10 Cs FEW Ac	Clds.
	0 in.			Wx	Wx	Wx
Ppn.	Sol.	Snow Depth 5 in.	Observer KLa	Vis. 9	Vis. 7	Vis.
	0 in.					

D 173
W 160



173 160

FEB 13 1972

0700 EST

Meteorological Observatory
University Park, Pa.

Temp.		Wind	Barom.	General Obs.		
Max. 41 °F	Dir. NNE	Temp. 63	2R-S- B 0725E	SNOW		
Min. 15 °F	Vel. 14 m.p.h.	Read. 28.455	2R- B0735E (Sanded)	0800E +0.3"		
Set 30 °F	Char. STEADY	Corr. 28.353	ZR-S- B0740E	R-1830E R-1900E	(2-N) 110515E	
R. H. 97 %	24 hr. Mov. 96	Sea L. 29.741	R- B 0800E		BY 29 MAY WIND GUST 45 MPH	
Ppn. Liq. .26 in.	Prev. Dir. NE	3 hr. Tend. -7.1 \	R-- B 1415E	0700	1300	1900
Ppn. Sol. 1.9 in.	Snow Depth 6 in.	Observer RV	R--S-- B1745E	Clds. OBSCURED 500'	Clds. ⊕	Clds. ⊕
				Wx (MO.D.) S (SNOW)	Wx R-	Wx R--
				Vis. 4/4 MI	Vis.	Vis.



FEB 14 1972

0700 EST

Meteorological Observatory
University Park, Pa.

Temp.		Wind	Barom.	General Obs.		
Max.	38 °F	Dir. W	Temp. 62	50--809285		
Min.	30 °F	Vel. 20 +35 m.p.h.	Read. 28.330			
Set	36 °F	Char. Gusty	Corr. 28.230	0713E 0731 Max Wind Gust 39MPH		
R. H.	80 %	24 hr. Mov. 245	Sea L. 29.600	Clds. 0700	Clds. 1300	Clds. 1900
Ppn. Liq.	.75 in.	Prev. Dir. N	3 hr. Tend. +06.3'	Wx FOG	Wx	Wx
Ppn. Sol.	0.4 in.	Snow Depth 5 in.	Observer DK	Vis. 4	Vis.	Vis.

D 36.0
N 32.5

BERKLEY
TEMP. D/P
36° 27°
PREC.
3.78

FEB 15 1972

0700 EST

Meteorological Observatory
University Park, Pa.

Temp.		Wind	Barom.	General Obs.		
Max. 36 °F	Dir. NE	Temp. 63		RW--B1123E RW--B1334E SW--B1835E SW-B200E SNOW Acc. 2230 Eo. 1"		
Min. 24 °F	Vel. 1 m.p.h.	Read. 28.380				
Set 25 °F	Char. L+V	Corr. 28.280		1227E MAX WIND Gust 3MPH		
R. H. 89 %	24 hr. Mov. 179	Sea L. 29.675		0700 Clds. 3/1000 1/600	1300 Clds.	1900 Clds.
Ppn. Liq. T in.	Prev. Dir. W	3 hr. Tend. -02.5		Wx GR. FOG	Wx	Wx
Ppn. Sol. T in.	Snow Depth 4 in.	Observer DK		Vis. 6	Vis.	Vis.

D 25.0

W 24.5

BERKLEY
TEMP D/P

PREC.



FEB 16 1972

0700 EST

Meteorological Observatory
University Park, Pa.

Temp.		Wind	Barom.	General Obs.		
Max.	45 °F	Dir. WSW	Temp. 63	SW--30723E		
Min.	25 °F	Vel. 14 m.p.h.	Read. 28.710			
Set	27 °F	Char. Gusty	Corr. 28.605			
R. H.	65 %	24 hr. Mov. 231	Sea L. 30.005	0700 Clds. 9/10sc	1300 Clds. FEW CU	1900 Clds. .3 CI
Ppn. Liq.	.01 in.	Prev. Dir. WSW	3 hr. Tend. +02.91	Wx —	Wx —	Wx —
Ppn. Sol.	0.1 in.	Snow Depth 4 in.	Observer DK	Vis. 12	Vis. 12	Vis. 12

D 27.0
W 24.5

BERKLEY
TEMP. 28° 14°
PREC.
0

FEB 17 1972

0700 EST

Meteorological Observatory
University Park, Pa.

Temp.		Wind	Barom.	General Obs.		
Max. 34 °F	Dir. NE	Temp. 63	SW--B 1200E S-B 1347E Sent 1830E Show Acc. AT 1600E 0.5 AT 2115 + 0.2			
Min. 17 °F	Vel. 2 m.p.h.	Read. 28.710				
Set 17 °F	Char. K+V	Corr. 28.605				
R. H. 81 %	24 hr. Mov. 115	Sea L. 30.035	0700 Clds. 2/10 4/10 2/10	1300 Clds. ⊕	1900 Clds. ⊕	
Ppn. Liq. T in.	Prev. Dir. WSW	3 hr. Tend. -00.2	Wx HNZE	Wx S-	Wx -	
Ppn. Sol. T in.	Snow Depth 4 in.	Observer DK	Vis. 5	Vis.	Vis.	

D 17.0
W 18.5

BERKLEY
TEMP. 21°
18° 13°
PREC.
0

FEB 18 1972

0700 EST

Meteorological Observatory
University Park, Pa.

Temp.		Wind	Barom.	General Obs.		
Max. 30 °F	Dir. SE	Temp. 63	S-D1500E ACCUM 7PM 0.5" 10M +0.7			
Min. 16 °F	Vel. 5 m.p.h.	Read. 28.700	MAX WIND GUST 22 MPH - 1425E			
Set 29 °F	Char. VARIABLE	Corr. 28.600 #26	0700	1300	1900	
R. H. 89 %	24 hr. Mov. 52	Sea L. 30.035	Clds. #16 ST	Clds. ⊕	Clds. ⊕	
Ppn. Liq. .07 in.	Prev. Dir. NE	3 hr. Tend. -00.2	Wx SW-- FOG	Wx S-	Wx S-F	
Ppn. Sol. 0.7 in.	Snow Depth 4 in.	Observer DK	Vis. 2	Vis. —	Vis. 3/4	

D 29.0
W 28.0

BERKLEY
TEMP 28° DIP 23°
TREC.
.99

FEB 19 1972

0700 EST

Meteorological Observatory
University Park, Pa.

Temp.		Wind	Barom.	General Obs. SNOW		
Max.	Dir.	Temp.	S AT 0800E 9AM 25" S-AT 0930E 2PM +07 OCNL BS AND DFTG 7PM +07 SNOW-DRIFTS TO 2"			
34 °F	NNE	63				
Min.	Vel.	Read.	MAX WIND GUST: OP 28 47MPH AT 1900E			
29 °F	8 m.p.h.	28.235				
Set	Char.	Corr.	0700	1300	1900	
30 °F	STDY	28.136	Clds.	Clds.	Clds.	
R. H.	24 hr. Mov.	Sea L.	OBSCUARED 300 FT.	X	08Sc	
93 %	123	29.514	Wx	Wx	Wx	
Ppn. Liq.	Prev. Dir.	3 hr. Tend.	S+(HEAVY SNOW)	S-BSF	SW--BS	
0.91 in.	ESE	-03.5\	Vis.	Vis.	Vis.	
Ppn. Sol.	Snow Depth	Observer	1/4 mi.	3/4	2 mi	
9.4 in.	12 in.	JKM				

0 30.2
W 29.6

FEB 20 1972

0700 EST -

Meteorological Observatory
University Park, Pa.

Temp.		Wind	Barom.	General Obs.		
Max.	30 °F	Dir. W	Temp. 59	MNY WIND GUST 44MPH AT 0950E		
Min.	+8 °F	Vel. 13 +33 m.p.h.	Read. 28.500			
Set	+8 °F	Char. GUSTY	Corr. 28.410	DP 0		
R. H.	65 %	24 hr. Mov. 479	Sea L. 29.845	0700	1300	1900
Ppn.	Liq. .38 in.	Prev. Dir. W	3 hr. Tend. +4.51	Clds. .4 AC FEW CU	Clds. .1 CU	Clds. CLEAR
Ppn.	Sol. 3.9 in.	Snow Depth 16 in.	Observer RV	Wx OCNL BLOWING SNOW	Wx OCNL BLOWING SNOW	Wx —
				Vis. 12	Vis. 15+	Vis. 15+

D 9.5

W 8.3

FEB 21 1972

0700 EST

Meteorological Observatory
University Park, Pa.

Temp.		Wind	Barom.	General Obs.		
Max. 20 °F	Dir. S	Temp. 58	RW--82320E SW--80430E (J-22) SW--80430E			
Min. 7 °F	Vel. 4 m.p.h.	Read. 28.970				
Set 13 °F	Char. Stdy	Corr. 28.880	(J-22) 0550E Max Wind Gust 45 MPH			
R. H. 70 %	24 hr. Mov. 268	Sea L. 30.355	Clds. 4/1000 No ci	Clds. ⊕	Clds. ⊕	
Ppn. Liq. 0 in.	Prev. Dir. W	3 hr. Tend. 0.00-	Wx —	Wx —	Wx —	
Ppn. Sol. 0 in.	Snow Depth 16 in.	Observer DK	Vis. 15	Vis. 15	Vis. 12	

D 13.0
W 12.0

BERKLEY
TEMP. DIP
11° PREC. 30
.37(?)

FEB 22 1972

0700 EST

Meteorological Observatory
University Park, Pa.

Temp.		Wind	Barom.	General Obs.		
Max. 45 °F	Dir. W	Temp. 58	SW--B0704E SW--B0915E SW--B1845E			
Min. 13 °F	Vel. +30 21 m.p.h.	Read. 28.910				
Set 22 °F	Char. Gusty	Corr. 28.820	0700	1300	1900	
R. H. 65 %	24 hr. Mov. 223	Sea L. 30.240	Clds. 4/1036 4/20 40	Clds.	Clds.	
Ppn. Liq. T in.	Prev. Dir. S	3 hr. Tend. +07.01	Wx —	Wx	Wx	
Ppn. Sol. Ø in.	Snow Depth 14 in.	Observer DK	Vis. 10	Vis.	Vis.	



D 22.0
W 19.0

BERKLEY
TEMP D/P
22° 12°
Prec.
1.29(?)

FEB 23 1972

0700 EST

Meteorological Observatory
University Park, Pa.

Temp.		Wind	Barom.	General Obs. <i>SN, W</i>		
Max. 26 °F	Dir. N	Temp. 59	<i>SW - - 0155ZE</i>			<i>2300E +1.2</i>
Min. 4 °F	Vel. 1 m.p.h.	Read. 29.220	<i>SW - 8155ZE</i>			
Set 4 °F	Char. L+V	Corr. 29.125	-2			
R. H. 71 %	24 hr. Mov. 155	Sea L. 30.620	0700 Clds. <i>8/10 NS</i>	1300 Clds. 	1900 Clds. 	
Ppn. Liq. T in.	Prev. Dir. W	3 hr. Tend. -00.94	Wx —	Wx	Wx S	
Ppn. Sol. T in.	Snow Depth 12 in.	Observer OK	Vis. 15	Vis.	Vis.	

D 4.0
W 3.5

BERKLEY
TEMP. 91°
6° - 3°
PREC.
0

FEB 24 1972

0700 EST

Meteorological Observatory
University Park, Pa.

Temp.		Wind	Barom.	General Obs.		
Max.	31 °F	Dir. S	Temp. 60	WATER EQUIV. 13" SNOW 2.54"		
Min.	3 °F	Vel. 2 m.p.h.	Read. 28.530			
Set	30 °F	Char. STDY	Corr. 28.435			
R. H.	89 %	24 hr. Mov. 88	Sea L. 29.843	0700	1300	1900
Ppn. Liq.	.18 in.	Prev. Dir. S	3 hr. Tend. -00.5	Clds. 14/10 ST	Clds.	Clds.
Ppn. Sol.	1.3 in.	Snow Depth 13 in.	Observer DK	Wx FOG	Wx	Wx
				Vis. 3	Vis.	Vis.

D 30.0
W 29.0

BERKLEY
TEMP. 9/P
28° 24°

PREC.
.13

FEB 25 1972

0700 EST

Meteorological Observatory
University Park, Pa.

Temp.		Wind	Barom.	General Obs.		
Max. 40 °F		Dir. W	Temp. 62	R-S- at 2350E		
Min. 30 °F		Vel. 7 m.p.h.	Read. 28.770			
Set 32 °F		Char. Stdy	Corr. 28.670	225		
				0700	1300	1900
R. H. 72 %		24 hr. Mov. 160	Sea L. 30.065	Clds. 8/10cs	Clds. - ⊕ ci	Clds. .9
Ppn. 0 in.	Liq.	Prev. Dir. WSW	3 hr. Tend. +02.2'	Wx —	Wx —	Wx —
Ppn. 0 in.	Sol.	Snow Depth 11 in.	Observer DK	Vis. 10	Vis. —	Vis. —

D 32.0
W 29.5

BERKLEY
TEMP. 7/P
32° 21°
PREC.
0'

FEB 26 1972

0700 EST

Meteorological Observatory
University Park, Pa.

Temp.		Wind	Barom.	General Obs.		
Max. 43 °F	Dir. NNE	Temp. 65		R-S- B 0000 2200E (2-25) "TRACE" SNOW ACCUMULATION TO 0015E. ZR-S- AT 0115E/TIME BEGAN UNKNOWN. 0.2" GLAZE AT 0115E. (2-26)		
Min. 32 °F	Vel. 03 m.p.h.	Read. 28.590		S- B 1045E and 1130E S-- B 1345E and 1430E MAX WIND GUST 24 MPH - 1510E		
Set 34 °F	Char. LIGHT	Corr. 28.482		DP 32 CHART/34 FROM WET-BULB		
R. H. <small>WET-BULB READING USED.</small> 98 %	24 hr. Mov. 085	Sea L. 29.86		0700 Clds. 10/10 6/10 Fc 10/10 HIER LAYE	1300 Clds.	1900 Clds. .7
Ppn. Liq. 0.25 in.	Prev. Dir. E	3 hr. Tend. -0.5 ^		Wx L-- HEAVY FOG	Wx	Wx —
Ppn. Sol. 0.2 in.	Snow Depth 11 in.	Observer KLa		Vis. 3/8	Vis.	Vis. —

D 34.0
W 33.8

FEB 27 1972

0700 EST

Meteorological Observatory
University Park, Pa.

Temp.		Wind	Barom.	General Obs.		
Max.	37 °F	Dir. SSW	Temp. 63	S-B 0145Z (2-28) S B 0210 E (2-28)		
Min.	18 °F	Vel. 3 m.p.h.	Read. 29.070			
Set	19 °F	Char. STEADY	Corr. 28.8965	0700	1300	1900
R. H.	77 %	24 hr. Mov. 151	Sea L. 30.410	Clds. .2 CI	Clds.	Clds.
Ppn. Liq.	.01 in.	Prev. Dir. W	3 hr. Tend. +1.27	Wx —	Wx	Wx
Ppn. Sol.	T in.	Snow Depth 10 in.	Observer RV	Vis. 7	Vis.	Vis.

D 20.2

W 19.0

FEB 28 1972

0700 EST

Meteorological Observatory
University Park, Pa.

Temp.		Wind	Barom.	General Obs.		
Max. 40 °F		Dir. WSW	Temp. 63	RW-- B 1555E end 1630E RW-- B 1710E		
Min. 19 °F		Vel. 14 m.p.h.	Read. 28.700	MTT Wind Gust 37MPA MT 0557E (2-29)		
Set 36 °F		Char. Gusty	Corr. 28.595	0700	1300	1900
R. H. 69 %		24 hr. Mov. 133	Sea L. 29.990	Clds. 405C 410AS	Clds.	Clds.
Ppn. Liq. .13 in.		Prev. Dir. S	3 hr. Tend. +02.5V	Wx 17 TT	Wx	Wx
Ppn. Sol. 1.7 in.		Snow Depth 9 in.	Observer DK	Vis. 10	Vis.	Vis.

D 36.0
W 32.5

BERKLEY
TEMP. D/P
36° 24°
PREC.
.58

FEB 29 1972

0700 EST

Meteorological Observatory
University Park, Pa.

Temp.		Wind	Barom.	General Obs.		
Max. 52 °F		Dir. WSW	Temp. 64			
Min. 36 °F		Vel. +91 20 m.p.h.	Read. 28.610			
Set 49 °F		Char. Gusty	Corr. 28.505	0700	1300	1900
R. H. 68 %		24 hr. Mov. 174	Sea L. 29.860	Clds. 2/10 NS 4/10 CI	Clds.	Clds.
Ppn. T in.	Liq. in.	Prev. Dir. WSW	3 hr. Tend. +01.2'	Wx —	Wx	Wx
Ppn. 0 in.	Sol. in.	Snow Depth 8 in.	Observer OK	Vis. 10	Vis.	Vis.

D 49.0
W 38.5

BERKLEY
TEMP. °F

PREC.
