

MAR 1 1971

0700 EST

Meteorological Observatory  
University Park, Pa.

Temp.		Wind	Barom.	General Obs.		
Max.	50 °F	Dir. SW	Temp. 66			
Min.	31 °F	Vel. 3 m.p.h.	Read. 28.840			
Set	31 °F	Char. Stdy	Corr. 28.730			
R. H.	70 %	24 hr. Mov. 298	Sea L. 30.125	0700	1300	1900
Ppn.	0 in.	Prev. Dir. WSW	3 hr. Tend. +00.3'	Clds. 5/10 Ac	Clds.	Clds.
Ppn.	0 in.	Snow Depth T in.	Observer OK	Wx —	Wx	Wx
				Vis. 15+	Vis.	Vis.

D 32.0

W 29.0

MAR 2 1971

0700 EST

Meteorological Observatory  
University Park, Pa.

Temp.		Wind	Barom.	General Obs.		
Max. 52 °F		Dir. NE	Temp. 66	S-- 130815E At 0745 1 <sup>st</sup> obs S-8084NE S--01035E S-80350E(3-3)		
Min. 29 °F		Vel. 3 m.p.h.	Read. 28.870			
Set 29 °F		Char. Stdy	Corr. 28.760			
R. H. 65 %		24 hr. Mov. 63	Sea L. 30.150	0700 Clds. 1410 ST	1300 Clds.	1900 Clds.
Ppn. Liq. 0 in.		Prev. Dir. S	3 hr. Tend. +00.25	Wx —	Wx	Wx
Ppn. Sol. 0 in.		Snow Depth 0 in.	Observer OK	Vis. 7	Vis.	Vis.

D 29.0  
W 26.5

MAR 3 - 1971

0700 EST

Meteorological Observatory  
University Park, Pa.

General Obs.

Temp.		Wind		Barom.		Snow Acc. 1015E 1.1" " " 1400E 1.8" 1900E 2.4" 0000E 2.3" TOTAL 7.6"		
Max.	38 °F	Dir.	NE	Temp.	66			
Min.	28 °F	Vel.	12 m.p.h.	Read.	28.650			
Set	28 °F	Char.	Gusty	Corr.	28.540	0700	1300	1900
R. H.	95 %	24 hr. Mov.	95	Sea L.	29.940	Clds. 500'	Clds.	Clds.
Ppn.	.13 in.	Prev. Dir.	NE	3 hr. Tend.	-02.0	Wx	Wx	Wx
		Snow Depth	2 in.	Observer	OK	Wx	Wx	Wx
				Observer	OK	Vis.	Vis.	Vis.

NOV 27  
 0700  
 Clds. 500'  
 Wx  
 SNOW  
 Vis. 1/2




MAR 4 1971

0700 EST

Meteorological Observatory  
University Park, Pa.

Temp.		Wind	Barom.	General Obs.		
Max. 29 °F		Dir. WNW	Temp. 62	MAX Wind Gust 73 MPH 1320E		
Min. 19 °F		Vel. 18 G40 m.p.h.	Read. 28.07			
Set 19 °F		Char. GUSTY	Corr. 27.97	0700	1300	1900
R. H. 90 %		24 hr. Mov. 227	Sea L. 29.37	Clds. no/hc St	Clds.	Clds.
Ppn. Liq. 1.22 in.		Prev. Dir. NNE	3 hr. Tend. +01.0V	Wx S--BS	Wx	Wx
Ppn. Sol. 12.5 in.		Snow Depth 13 in.	Observer BW	Vis. 1 1/2	Vis.	Vis.






MAR 5 1971

0700 EST

Meteorological Observatory  
University Park, Pa.

Temp.		Wind	Barom.	General Obs.		
Max.	27 °F	Dir. WSW	Temp. 60			
Min.	16 °F	Vel. +29 16 m.p.h.	Read. 28.715			
Set	22 °F	Char. Gusty	Corr. 28.620	0700	1300	1900
R. H.	75 %	24 hr. Mov. 417	Sea L. 30.050	Clds. 11/10 Hc	Clds.	Clds.
Ppn.	Liq. T in.	Prev. Dir. W	3 hr. Tend. +00.6'	Wx —	Wx	Wx
Ppn.	Sol. T in.	Snow Depth 8 in.	Observer OK	Vis. 15	Vis.	Vis.



MAR 6 1971

0700 EST

Meteorological Observatory  
University Park, Pa.

Temp.		Wind	Barom.	General Obs.			
Max.	42 °F	Dir. E	Temp. 66	RW--B 2034 E R--B 0020 E SG--B 0640 E } (3-7) SW--B 0645 E			
Min.	22 °F	Vel. 1 m.p.h.	Read. 28.64	•			
Set	28 °F	Char. L & V	Corr. 28.53	00 20			
R. H.	70 %	24 hr. Mov. 178	Sea L. 29.95	Clds. 0/10 1/10 AC AS 1/10 SC 2/10 Ci Thin	0700	1300	1900
Ppn.	0 in.	Prev. Dir. W	3 hr. Tend. -2.61	Wx —	Wx	Wx	
Ppn.	0 in.	Snow Depth 7 in.	Observer BW	Vis. 12	Vis.	Vis.	

12

MAR 7 1971

0700 EST

Meteorological Observatory  
University Park, Pa.


Temp.		Wind	Barom.	General Obs.		
Max. 47 °F	Dir. WSW	Temp. 66		<del>R--B 0820E</del> S-B 0220E <del>SW-B APPROX 0825E</del> S B 0210E <del>SW-B 0825E</del> S--B 0015E SW- B 0820E END 0825E (3-8) BINOV C 0835E 1028 WND GST 48 MPH (WSW) SW--B 1115E DP 28 MAX WIND GUST 50 MPH 1028E		
Min. 28 °F	Vel. 16 m.p.h.	Read. 28.270				
Set 35 °F	Char. GUSTY	Corr. 28.162				
R. H. 87 %	24 hr. Mov. 115	Sea L. 29.51	Clds. 10/10 Cu	Clds. 10/10 Cu BINOV C	Clds. 1900	
Ppn. Liq. 0.12 in.	Prev. Dir. S	3 hr. Tend. +2.7/	Wx SW--	Wx SW--	Wx	
Ppn. Sol. T in.	Snow Depth 2 in.	Observer KLA	Vis. 15	Vis. 9	Vis.	

D 353  
W 319





00 22.0  
W 21.0





MAR 9 1971

0700 EST

Meteorological Observatory  
University Park, Pa.

Temp.		Wind	Barom.	General Obs.		
Max. 26 °F		Dir. W	Temp. 60	MAX Wind Gust 38MPH 0845E		
Min. 19 °F		Vel. +29 12 m.p.h.	Read. 28.690			
Set 19 °F		Char. Gusty	Corr. 28.595			
R. H. 80 %		24 hr. Mov. 402	Sea L. 30.025	0700 Clds. 3/10sc 5/10st	1300 Clds.	1900 Clds.
Ppn. Liq. .01 in.		Prev. Dir. WSW	3 hr. Tend. +09.01	Wx SW-- HAZE	Wx	Wx
Ppn. Sol. 0.2 in.		Snow Depth 3 in.	Observer OK	Vis. 4	Vis.	Vis.

D 19.0

W 18.0



MAR 1 0 1971

0700 EST

Meteorological Observatory  
University Park, Pa.

Temp.		Wind	Barom.	General Obs.		
Max. 32 °F		Dir. ENE	Temp. 63	S-- B 1520		
Min. 19 °F		Vel. 1 m.p.h.	Read. 28.845	SB 1747E E-80445E (S-H) S-- " (S-H)		
Set 21 °F		Char. L+V	Corr. 28.740	PM		
R. H. 71 %		24 hr. Mov. 152	Sea L. 30.170	0700 Clds. 40% 3/1003	1300 Clds.	1900 Clds.
Ppn. Lq. T in.		Prev. Dir. W	3 hr. Tend. -00.42	Wx —	Wx	Wx
Ppn. Sol. T in.		Snow Depth T in.	Observer OK	Vis. 12	Vis.	Vis.

D 21.0  
W 19.5

MAR 1 1 1971

0700 EST

Meteorological Observatory  
University Park, Pa.

Temp.		Wind	Barom.	General Obs.		
Max. 42°F		Dir. WSW	Temp. 64	MAY WIND GOST 31 MPH 0940E		
Min. 21°F		Vel. 7 m.p.h.	Read. 28.620			
Set 33°F		Char. VARIABLE	Corr. 28.515	28.31		
R. H. 90%		24 hr. Mov. 93	Sea L. 29.905	Clds. 14/105T	1300	1900
Ppn. Liq. .01 in.		Prev. Dir. S	3 hr. Tend. +0.81	Wx SW - - HAZE	Wx	Wx
Ppn. Sol. 0.2 in.		Snow Depth T in.	Observer OK	Vis. 4	Vis.	Vis.




MAR 12 1971

0700 EST

Meteorological Observatory  
University Park, Pa.

Temp.		Wind	Barom.	General Obs.		
Max.	38 °F	Dir. SW	Temp. 65	SW--B1200E 0.4" Acc. SNOW 1600E SW--B1336E 1.0 MORE 1820E SW--B1345E SB1512E SW--RW--B1400 Revised 1430		
Min.	26 °F	Vel. 2 m.p.h.	Read. 28.820	S-R-- B1740E R-B 1940E		
Set	28 °F	Char. L+V	Corr. 28.710	0700	1300	1900
R. H.	80 %	24 hr. Mov. 173	Sea L. 30.125	Clds. 4/10nc 1/10cc	Clds.	Clds.
Ppn. Liq.	T in.	Prev. Dir. W	3 hr. Tend. +0.2'	Wx HAZE FOG	Wx	Wx
Ppn. Sol.	T in.	Snow Depth T in.	Observer OK	Vis. 3	Vis.	Vis.

U 28.0  
W 26.5





MAR 13 1971

0700 EST

Meteorological Observatory  
University Park, Pa.

Temp.		Wind	Barom.	General Obs.		
Max.	43 °F	Dir. —	Temp. 66			
Min.	28 °F	Vel. calm m.p.h.	Read. 28.690			
Set	35 °F	Char. LITE	Corr. 28.580	DP 27		
R. H.	92 %	24 hr. Mov. 54	Sea L. 29.970	0700 Clds. OBS.	1300 Clds.	1900 Clds.
Ppn. Liq.	0.86 in.	Prev. Dir. SW	3 hr. Tend. +0.9 ✓	Wx FOG	Wx	Wx
Ppn. Sol.	1.4 in.	Snow Depth 1 in.	Observer (RV) JTM	Vis. 1/2	Vis.	Vis.

$$D = 35.5^\circ$$

$$W = 34.5^\circ$$



MAR 1 4 1971


0700 EST

Meteorological Observatory  
University Park, Pa.

Temp.		Wind	Barom.	General Obs.		
Max.	56 °F	Dir. NW	Temp. 67	ZERO VISIBILITY CONDITION TERMINATED APPROX 1000E.		
Min.	29 °F	Vel. 1 m.p.h.	Read. 28.815			
Set	30 °F	Char. LIGHT	Corr. 28.702			
R. H.	95 %	24 hr. Mov. 050	Sea L. 30.10	0700 Clds. SKY OBSCRD	1300 Clds.	1900 Clds.
Ppn.	Liq. 0 in.	Prev. Dir. WNW	3 hr. Tend. +1.4/	Wx HEAVY FOG	Wx	Wx
Ppn.	Sol. 0 in.	Snow Depth 0 in.	Observer KLa	Vis. 0	Vis.	Vis.

9: 297

W: —



© 1997-2000 Microsoft Corporation. All rights reserved.

MAR 1 5 1971

0700 EST

Meteorological Observatory  
University Park, Pa.

Temp.		Wind	Barom.	General Obs.		
Max. 54 °F	Dir. WSW	Temp. 69		RW-- B1205 END1210E RW-- B1225E PRECIP TO 1300E; TRACE RW- B 1303E MAX WIND GUST 38MPH 1938E		
Min. 30 °F	Vel. 10 m.p.h.	Read. 28.500				
Set 46 °F	Char. STEADY	Corr. 28.383		PP 43		
				0700	1300	1900
R. H. 89 %	24 hr. Mov. 101	Sea L. 29.73		Clds. 10/10 BINOC Sc 10/10 FEW Ae Ci	Clds. 10/10 THIN AS 10/10 Sc 10/10	Clds.
Ppn. Liq. 0 in.	Prev. Dir. WSW	3 hr. Tend. -1.4 ↑		Wx LIGHT FOG	Wx RW-- LIGHT FOG	Wx
Ppn. Sol. 0 in.	Snow Depth 0 in.	Observer KLA		Vis. 4	Vis. 4	Vis.

D: 46.0  
W: 44.5

MAR 16 1971

0700 EST

Meteorological Observatory  
University Park, Pa.

Temp.		Wind	Barom.	General Obs.		
Max. 57 °F	Dir. SSE	Temp. 69	Temp. 28.465	RW-- 01410E	END1420	
Min. 42 °F	Vel. 1 m.p.h.	Read. 28.465	Read. 28.465	RW-- B 1505E	END1520	
Set 49 °F	Char. L+V	Corr. 28.350	Corr. 28.350	SW-- B 1540E		
R. H. 60 %	24 hr. Mov. 153	Sea L. 29.685	Sea L. 29.685	SW-- B 1645E	END1700	
Ppn. Liq. .04 in.	Prev. Dir. S	3 hr. Tend. +0.2V	3 hr. Tend. +0.2V	SW-- B 1730E	11046E	
Ppn. Sol. 0 in.	Snow Depth 0 in.	Observer OK	Observer OK	MSL MAX WIND GUST 45 MPH		
				0700	1300	1900
				Clds. 4/10	Clds. 9/10	Clds.
				Wx —	Wx	Wx
				Vis. 15	Vis.	Vis.

D 45.0  
W 39.0



MAR 17 1971

0700 EST

Meteorological Observatory  
University Park, Pa.

Temp.		Wind	Barom.	General Obs.		
Max.	47 °F	Dir. W	Temp. 66			
Min.	26 °F	Vel. 7 m.p.h.	Read. 28.780			
Set	26 °F	Char. Stdy	Corr. 28.670	0700	1300	1900
R. H.	80 %	24 hr. Mov. 223	Sea L. 30.085	Clds. 14/105T	Clds.	Clds.
Ppn. Liq.	T in.	Prev. Dir. W	3 hr. Tend. +02.8'	Wx SW--	Wx	Wx
Ppn. Sol.	T in.	Snow Depth 0 in.	Observer OK	Vis. H	Vis.	Vis.

D 26.0  
W 235

MAR 18 1971

0700 EST

Meteorological Observatory  
University Park, Pa.

Temp.		Wind	Barom.	General Obs.		
Max.	36 °F	Dir. W	Temp. 65			
Min.	24 °F	Vel. 5 m.p.h.	Read. 29.170			
Set	24 °F	Char. Stdy	Corr. 29.060			
R. H.	71 %	24 hr. Mov. 175	Sea L. 30.405	0700	1300	1900
Ppn.	Liq. T in.	Prev. Dir. W	3 hr. Tend. +01.71	Clds. SNAC	Clds.	Clds.
Ppn.	Sol. T in.	Snow Depth 0 in.	Observer OK	Wx —	Wx	Wx
				Vis. 15+	Vis.	Vis.

\_\_\_\_\_

MAR 19 1971

0700 EST

Meteorological Observatory  
University Park, Pa.

Temp.		Wind	Barom.	General Obs.		
Max. 43 °F		Dir. SE	Temp. 65	SNOW		
Min. 24 °F		Vel. 12 +22 m.p.h.	Read. 28.640	Accu. 1.4" 0930		
Set 37 °F		Char. Gusty	Corr. 28.535	" 1.7 11.45E		
R. H. 55 %		24 hr. Mov. 94	Sea L. 29.915	" 0.5 1315E		
Ppn. Liq. 0 in.		Prev. Dir. E	3 hr. Tend. -0.3.5	" 0.2 1400		
Ppn. Sol. 0 in.		Snow Depth 0 in.	Observer DK	" 0.3 0700E		
				3/20/71		
				(OVER)		
				0700	1300	1900
				Clds. 14/10 ST	Clds.	Clds.
				Wx HAZE	Wx	Wx
				Vis. 6	Vis.	Vis.

MAX WIND GUST 2300-40 MPH

MAR 20 1971

0700 EST

Meteorological Observatory  
University Park, Pa.

Temp.		Wind	Barom.	General Obs.		
Max. 37 °F	Dir. SW	Temp. 64	SW-- 80720E	SW-- OR SW-- CONT'D ALL DAY		
Min. 30 °F	Vel. +26 17 m.p.h.	Read. 28.145	SW- 1215E SW- 1749E			
Set 30 °F	Char. GUSTY	Corr. 28.041	DP 22	MAX GUSTS ON BACK		
R. H. 74 %	24 hr. Mov. 217	Sea L. 29.408	0700	1300	1900	
Ppn. Liq. 0.74 in.	Prev. Dir. SW	3 hr. Tend. -0.6L	Cds. Sc .9 Sc .1 cc	Cds. 10/10 Sc	Cds. 9/10 Sc	
Ppn. Sol. 4.1 in.	Snow Depth 3 in.	Observer RV	Wx —	Wx SW--	Wx SW--	
			Vis. 10	Vis. NOT OBD	Vis. NOT OBD	

D 31.0 } DP = 23.7 = 24°  
W 28.5 } RH = 74%

MAX GUSTS IN MPH:

38 ... 1230E

40 ... 2052E

40 ... 2312E

39 ... 0613E ON 3/21/71



MAR 21 1971

0700 EST

Meteorological Observatory  
University Park, Pa.

Temp.		Wind	Barom.	General Obs.		
Max. 34 °F	Dir. W	Temp. 62	SNOW ENDED 0930E SW-- B1000E ENDED 1400E			
Min. 29 °F	Vel. 23 +30 m.p.h.	Read. 28.655	MAX GUST 38MPH - 0920E			
Set 29 °F	Char. GUSTY	Corr. 28.555	DP 22			
			0700	1300	1900	
R. H. 73 %	24 hr. Mov. 394	Sea L. 29.957	Clds. .6Sc .1C.	Clds. 7/10	Clds. 3/10	
Ppn. Liq. T in.	Prev. Dir. W	3 hr. Tend. +3.8 /	Wx SW--	Wx SW--	Wx —	
Ppn. Sol. T in.	Snow Depth 2 in.	Observer RV	Vis. 12	Vis. NOT OBSD	Vis. NOT OBSD	

D 30.5 } DP = 23  
W 28.0 } RH = 73

MAR 28 1971

0700 EST

Meteorological Observatory  
University Park, Pa.

Temp.		Wind	Barom.	General Obs.		
Max. 39 °F	Dir. N	Temp. 65	RW -- B1600 ENDED SW -- 1644 1630E			
Min. 29 °F	Vel. 2 m.p.h.	Read. 28.615	RW -- B1755 ENDED 1820E			
Set 30 °F	Char. LITE	Corr. 28.508	DP 27			
R. H. 91 %	24 hr. Mov. 212	Sea L. 29.898	0700	1300	1900	
Clds. .95t	Clds. 10/10	Clds. 10/10				
Ppn. Liq. T in.	Prev. Dir. W	3 hr. Tend. +1.7v	Wx FOG	Wx	Wx	
Ppn. Sol. T in.	Snow Depth 1 in.	Observer RV	Vis. 2	Vis.	Vis.	

D 31.0 } DP = 28.7  
W 30.2 } RH =

MAR 23 1971

0700 EST

Meteorological Observatory  
University Park, Pa.

Temp.		Wind	Barom.	General Obs.		
Max. 41 °F		Dir. W	Temp. 68	SW--81329E SW-81340E SW-81347E SW--81404E ENDED 1440E SW-81600 ENDED 1450E SW--80050E 3/24 ENDED 0000		
Min. 23 °F		Vel. 5 m.p.h.	Read. 28.610			
Set 24 °F		Char. stdy	Corr. 28.495			
R. H. 75 %		24 hr. Mov. 119	Sea L. 29.895	0700 Clds. 2/10 4/10	1300 Clds. 10/10	1900 Clds. .95 .15
Ppn. Liq. T in.		Prev. Dir. W	3 hr. Tend. +00.81	Wx —	Wx —	Wx SW-
Ppn. Sol. T in.		Snow Depth T in.	Observer OK	Vis. 15	Vis. —	Vis. 2

D 24.0  
W 22.5

MAR 24 1971

0700 EST

Meteorological Observatory  
University Park, Pa.

Temp.		Wind	Barom.	General Obs.		
Max. 36 °F	Dir. W	Temp. 64	SW--01036E SW--01115E SW--01427E			MAX WIND 60ST 28MPH AT 1609E
Min. 19 °F	Vel. 8 m.p.h.	Read. 28.750				
Set 20 °F	Char. STDY	Corr. 28.645	DP 12			
R. H. 70 %	24 hr. Mov. 214	Sea L. 30.072	0700 Clds. .1 Sc	1300 Clds.	1900 Clds.	
Ppn. Liq. .01 in.	Prev. Dir. W	3 hr. Tend. +1.4V	Wx —	Wx	Wx	
Ppn. Sol. 0.2 in.	Snow Depth T in.	Observer RV	Vis. 14	Vis.	Vis.	

D 20.2 } DP = 12.1  
W 18.5 } RH = 70%



MAR 25 1971

0700 EST

Meteorological Observatory  
University Park, Pa.

Temp.		Wind	Barom.	General Obs.		
Max.	32 °F	Dir. W	Temp. 65			
Min.	17 °F	Vel. 7 m.p.h.	Read. 29.050			
Set	17 °F	Char. VARIABLE	Corr. 28.940	0700	1300	1900
R. H.	75 %	24 hr. Mov. 216	Sea L. 30.390	Clds. CLEAR	Clds.	Clds.
Ppn.	Liq. T in.	Prev. Dir. W	3 hr. Tend. +01.3'	Wx —	Wx	Wx
Ppn.	Sol. T in.	Snow Depth T in.	Observer DK	Vis. 15+	Vis.	Vis.

D 17.0  
W 16.0



MAR 26 1971

0700 EST

Meteorological Observatory  
University Park, Pa.

Temp.		Wind	Barom.	General Obs.		
Max.	38 °F	Dir. NE	Temp. 61			
Min.	17 °F	Vel. 7 m.p.h.	Read. 28.980			
Set	23 °F	Char. Stdy	Corr. 28.880	0700	1300	1900
R. H.	68 %	24 hr. Mov. 123	Sea L. 30.310	Clds. 5/10 AS 5/10 ci	Clds.	Clds.
Ppn. Liq.	0 in.	Prev. Dir. NE	3 hr. Tend. +00.2 V	Wx —	Wx	Wx
Ppn. Sol.	0 in.	Snow Depth T in.	Observer DK	Vis. 12	Vis.	Vis.

*D 23.5*

*ω 21.5*



MAR 27 1971

0700 EST

Meteorological Observatory  
University Park, Pa.

Temp.		Wind	Barom.	General Obs.		
Max.	39 °F	Dir. NE	Temp. 68			
Min.	20 °F	Vel. 4 m.p.h.	Read. 28.940			
Set	23 °F	Char. VARIABLE	Corr. 28.820	PM		
R. H.	68 %	24 hr. Mov. 76	Sea L. 30.245	0700	1300	1900
Ppn.	0 in.	Prev. Dir. NE	3 hr. Tend. +00.4 ✓	Clds. CLEAR	Clds.	Clds.
Ppn.	0 in.	Snow Depth 0 in.	Observer OK	Wx —	Wx	Wx
				Vis. 15	Vis.	Vis.

D 24.0  
W 21.5



MAR 28 1971

0700 EST

Meteorological Observatory  
University Park, Pa.

Temp.		Wind	Barom.	General Obs.		
Max.	48 °F	Dir. —	Temp. 66			
Min.	23 °F	Vel. 0 m.p.h.	Read. 28.730			
Set	32 °F	Char. CALM	Corr. 28.620			
R. H.	55 %	24 hr. Mov. 52	Sea L. 30.005	0700	1300	1900
Ppn.	0 in.	Prev. Dir. NNE	3 hr. Tend. -01.2	Clds. 6/10 NS 3/10 GS	Clds.	Clds.
Ppn.	0 in.	Snow Depth 0 in.	Observer DK	Wx —	Wx	Wx
				Vis. 15	Vis.	Vis.

D 52.5  
W 28.0



MAR 29 1971


0700 EST

Meteorological Observatory  
University Park, Pa.

Temp.		Wind	Barom.	General Obs.		
Max.	58 °F	Dir. W	Temp. 64	<del>SW--82047E</del>		
Min.	32 °F	Vel. 9 m.p.h.	Read. 28.490			
Set	39 °F	Char. Stdy	Corr. 28.385	AP30		
R. H.	69 %	24 hr. Mov. 90	Sea L. 29.730	0700	1300	1900
Ppn.	0 in.	Prev. Dir. W	3 hr. Tend. +00.21	Clds. 4/10sc 5/10As	Clds.	Clds.
Ppn.	0 in.	Snow Depth 0 in.	Observer OK	Wx —	Wx	Wx
				Vis. 10	Vis.	Vis.

D - 380

W - 35.5



MAR 30 1971

0700 EST

Meteorological Observatory  
University Park, Pa.

Temp.		Wind	Barom.	General Obs.		
Max. 46 °F		Dir. W	Temp. 65	8W80830E SN--80857E		
Min. 29 °F		Vel. 7 m.p.h.	Read. 28.660			
Set 31 °F		Char. Stdy	Corr. 28.555	0700	1300	1900
R. H. 79 %		24 hr. Mov. 212	Sea L. 29.940	Clds. 4/10sc 5/10MS	Clds.	Clds.
Ppn. Liq. T in.		Prev. Dir. W	3 hr. Tend. +02.01	Wx SW--	Wx	Wx
Ppn. Sol. 0.1 in.		Snow Depth 0 in.	Observer DK	Vis. 5	Vis.	Vis.

D 31.0  
W 29.0



MAR 31 1971

0700 EST

Meteorological Observatory  
University Park, Pa.

Temp.		Wind	Barom.	General Obs.		
Max.	39 °F	Dir. N	Temp. 70			
Min.	22 °F	Vel. 2 m.p.h.	Read. 28.925			
Set	22 °F	Char. L+V	Corr. 28.805 <sup>was</sup>	0700	1300	1900
R. H.	71 %	24 hr. Mov. 151	Sea L. 30.230	Clds. CLEAR	Clds. CLR	Clds. .10
Ppn. Liq.	T in.	Prev. Dir. W	3 hr. Tend. +0.51	Wx —	Wx —	Wx —
Ppn. Sol.	T in.	Snow Depth 0 in.	Observer OK	Vis. 15	Vis. 15	Vis. 14

