

MAY 1 1949

0700 EST at STATE COLLEGE, PA.

Max 75	Wind F NE 2	Barom. t 77	General Obs. 100% RH. Wind 173
Min 50	Clouds 10 Ns	p 29.00	0130-1130 °!
Dry 58		p(reduced) 28.88	
Vis 3		0700 ○ ⊕	Rain
Precip. 0.22 in.		1300 ○ ⊕	
Snowfall in.	Snow cover in.	1900 ⊕ ⊕	

MAY 2 1949

0700 EST at STATE COLLEGE, PA.

Max 68	Wind F SE 3	Barom. t 76	General Obs. wind 167 RH. 100%
Min 58	Clouds 2 Ci 7 Cu	p 28.87	0550 - 0610 2000 - 2400
Dry 60		p(reduced) 28.75	
Vis 14		0700 (I)/(II)	
Precip. 0.13 in.		1300 (II) (O)	
Snowfall — in.	Snow cover — in.	1900 (⊕)/(⊙)	

MAY 3 1949

0700 EST at STATE COLLEGE, PA.

Max 78	Wind F SW 2	Barom. t 77	General Obs. Wind 172 74% @ 0700
Min 54	Clouds 4 C/Cs	p 29.03	
Dry 56		p(reduced) 28.90	
Vis 15		0700 ⊙/⊙	
Precip. —	in.	1300 ⊙ ⊙	clear
Snowfall — in.	Snow cover in.	1900 ⊙ ⊙	clear

MAY 4 1949

0700 EST at STATE COLLEGE, PA. ✓

Max 82	Wind F W 1	Barom. t 76	General Obs. Wind 110 76% (O) 0700 ⊙ 1200
Min 52	Clouds 10 Cs	p 29.18	
Dry 55		p(reduced) 29.06	
Vis 22		0700 ⊕ / ○	
Precip. —	in.	1300 ⊕ / ○	
Snowfall — in.	Snow cover — in.	1900 ⊕ / ○	

MAY 5 1949		0700 EST at STATE COLLEGE, PA.	
Max 89	Wind F W 2	Barom. t 78	General Obs. Wind 128 70% ⊙ 2200
Min 55	Clouds 2 C.C.	p 29.05	▽ 1220 ▽ ⁰⁻¹ 1230 - 1345
Dry 69		p(reduced) 28.92	
Vis 15		0700 ⊕/⊙	
Precip. -	in.	1300 ⊕ ⊙	▽ ⁰
Snowfall - in.	Snow cover - in.	1900 ⊕/⊙	







MAY 6 1949

0700 EST at STATE COLLEGE, PA.

Max 90	Wind F SW 1	Barom. t 78	General Obs. Wind 134 78%
Min 64	Clouds 10 C.C.	p 28.94	R 1440
Dry 74		p(reduced) 28.83	> 2100
Vis 12		0700 ⊕/○	
Precip. .05 in.		1300 ⊕ ○	
Snowfall - in.	Snow cover - in.	1900 ⊕/○	

MAY 7 1949

0700 EST at STATE COLLEGE, PA.

Max 92	Wind F W 2	Barom. t 78	General Obs. Wind 153 85%
Min 64	Clouds 6 Ac	p 28.73	
Dry 70		p(reduced) 28.60	
Vis 15		0700  / 	
Precip. — in.		1300  	
Snowfall — in.	Snow cover — in.	1900  	1- AsAc horizon

MAY 8 1949

0700 EST at STATE COLLEGE, PA.

Max 76	Wind F NE 2	Barom. t 75	General Obs. 90%	Wind 144 101 1845
Min 40	Clouds clear	p 28.94		⊙ 2045 -2200
Dry 47		p(reduced) 28.82		
Vis 25		0700 ○ ○		
Precip. — in.		1300 ⊕ / ⊕		
Snowfall — in.	Snow cover — in.	1900 ⊕ / ○		

MAY 9 1949

0700 EST at STATE COLLEGE, PA.

Max 72	Wind F S 1	Barom. t 74	General Obs. Wind 134 100%
Min 46	Clouds 8 Sc	p 28.80	1030 - 1730 ° 1700 - 2400 °
Dry 57		p(reduced) 28.68	
Vis 22		0700	⊖ ○
Precip. — in.		1300	○ ⊕
Snowfall — in.	Snow cover — in.	1900	○ ⊕

MAY 10 1949

0700 EST at STATE COLLEGE, PA.

wind 10S

ix 69	Wind F NE 3	Barom. t 75	General Obs. 100% 0000-0130 0300-0630 0650-0710	1600 1945
In 50	Clouds 10As	p 28.81		
fy 50		p(reduced) 28.69		
s 12		0700 ⊕/○		
recip. 0.05 in.		1300 ⊕/○		
snowfall — in.	Snow cover — in.	1900 ⊕/○		

MAY 11 1949

0700 EST at STATE COLLEGE, PA.

Max 64	Wind F N 3	Barom. t 74	General Obs. Wind 202 RH-68% 0700 ☉
Min 34	Clouds 10cs	p 29.00	Damage to plants reported (Frost)
Dry 38		p(reduced) 28.88	
Vis 20		0700 ⊕/○	
Precip. + in.		1300 ○ ○	
Snowfall — in.	Snow cover — in.	1900 ○ ○	

MAY 12 1949

0700 EST at STATE COLLEGE, PA.

Max 65	Wind F calm	Barom. t 78	General Obs. wind 132 RH-95% =° ↙
Min 38	Clouds clear	p 28.94	
Dry 48		p(reduced) 28.82	
Vis 17		0700 ○ ○	
Precip. _____ in.		1300 ○ ⊕	
Snowfall _____ in.	Snow cover _____ in.	1900 ⊕ / ○	

MAY 13 1949

0700 EST at STATE COLLEGE, PA.

Max 73	Wind F E 1	Barom. t 76	General Obs. wind. 124 RH. 70% 00°
Min 41	Clouds none	p 29.05	
Dry 45		p(reduced)	
Vis 16		0700 <input type="radio"/> <input type="radio"/>	
Precip. in.		1300 <input type="radio"/> <input type="radio"/>	
Snowfall in.	Snow cover in.	1900 <input type="radio"/> <input type="radio"/>	

MAY 14 1949

0700 EST at STATE COLLEGE, PA.

Max 73	Wind F SW 1	Barom. t 80	General Obs. wind 132 R.H. 69% 0°
Min 45	Clouds 10c3	p 28.92	0930-0936 \bar{v} 1115-1530 \bar{v} 101° 1700-2130 \bar{v} 171° 1730 \bar{v}
Dry 58		p(reduced) 28.79	
Vis 14		0700 ⊕ / ○	
Precip. _____ in.		1300 ○ ⊕	
Snowfall _____ in.	Snow cover _____ in.	1900 ○ ⊕	

MAY 15 1949

0700 EST at STATE COLLEGE, PA.

Max 74	Wind F NE 1	Barom. t 80	General Obs. wind 146 77% RH. ≡'
Min 52	Clouds 10sc	p 29.05	
Dry 54		p(reduced) 28.92	
Vis 4		0700 ○ ⊕	
Precip. 0.06 in.		1300 ⊕ / ⊕	
Snowfall — in.	Snow cover — in.	1900 ⊕ / ⊕	

MAY 16 1949

0700 EST at STATE COLLEGE, PA.

Max 74	Wind F SE 3	Barom. t 79	General Obs. wind 110 RH-70%
Min 54	Clouds 10Cs 3As 2Cu	p 29.06	0700 ☉
Dry 60		p(reduced) 29.93	1405 15 1530 - 18 1930 15
Vis 6		0700 ⊕ / ⊙	
Precip. none in.		1300 ○ ⊕	
Snowfall — in.	Snow cover — in.	1900 ○ ⊕	

MAY 17 1949

0700 EST at STATE COLLEGE, PA.

Max 75	Wind F W 1	Barom. t 80	General Obs. RH. 100% ≡ 2	wind 94
Min 57	Clouds obsc.	p 29.13		
Dry 58		p(reduced) 29.00		
Vis 1/4		0700 <input type="radio"/> <input checked="" type="radio"/>		
Precip. 0.49 in.		1300 <input type="radio"/> <input checked="" type="radio"/>		
Snowfall — in.	Snow cover — in.	1900 <input type="radio"/> <input type="radio"/>		

MAY 18 1949

0700 EST at STATE COLLEGE, PA.

Max 80	Wind F sw 1	Barom. t 79	General Obs. wind 73 RH. 78%
Min 57	Clouds 10cs	p 29.09	≡ °
Dry 63		p(reduced) 28.96	
Vis 7		0700 ⊕ / ○	
Precip. _____ in.		1300 ○ ⊕	
Snowfall _____ in.	Snow cover _____ in.	1900 ○ ○	

MAY 19 1943

0700 EST at STATE COLLEGE, PA.

Max 87	Wind F SW 3	Barom. t 80	General Obs. wind 187 R.H. 85% 0430-0640 10/1 0917-0940 0° -1725 -1745 -1930-2030 2030-2400 0-2
Min 62	Clouds 8c.	p 28.88	
Dry 64		p(reduced) 28.75	
Vis 10		0700	○ ⊕
Precip. 0.08 in.		1300	○ ⊕
Snowfall in.	Snow cover in.	1900	○ ⊕

MAY 20 1949

0700 EST at STATE COLLEGE, PA.

Max 82	Wind F NE 4	Barom. t 77	General Obs. wind 180 RH. 80%
Min 50	Clouds 10 st.	p 28.60	0000 - 1250 10 ⁰⁻²
Dry 50		p(reduced) 28.48	
Vis		0700	○ ⊕
Precip. 1.32 in.		1300	○ ⊕
Snowfall in.	Snow cover in.	1900	⊖ / ⊖

MAY 21 1949

0700 EST at STATE COLLEGE, PA.

Max 54	Wind F calm	Barom. t 70	General Obs. wind 110 RH-100% = 2
Min 38	Clouds obscured	p 28.89	
Dry 40		p(reduced) 28.79	
Vis 1/2		0700 ○ ⊗	
Precip. 0.03 in.		1300 ⊕ ⊖	
Snowfall in.	Snow cover in.	1900 ⊕ ⊖	

MAY 22 1949

0700 EST at STATE COLLEGE, PA.

Max 58	Wind F SE 4	Barom. t 74	General Obs. wind 223 98% RH. ☾ 1900
Min 40	Clouds St	p 28.71	0330-0930 171°
Dry 53		p(reduced) 28.60	1630-2000 173° 2000-2400 174°
Vis 11		0700	○ ⊕
Precip. 0.04 in.		1300	○ ⊕
Snowfall — in.	Snow cover — in.	1900	○ ⊕

MAY 23 1949

0700 EST at STATE COLLEGE, PA.

Max 71	Wind F WSW 4	Barom. t 77	General Obs. wind 242 RH. 95% 0000 -0830 °
Min 53	Clouds 9c.	p 28.66	
Dry 59		p(reduced) 28.54	
Vis 12		0700 ○ ⊕	
Precip. 0.41 in.		1300 ○ ⊕	
Snowfall in.	Snow cover in.	1900 ⊕ / ○	

MAY 24 1949

0700 EST at STATE COLLEGE, PA.

Max 72	Wind F SW 2	Barom. t 76	General Obs. wind 167 RH-90%
Min 55	Clouds 10cs 8Cu	p 28.78	0750-1030 H° 1630-1930 K°
Dry 60		p(reduced) 28.66	
Vis 15		0700 ⊕ / ⊖	
Precip. T in.		1300 ○ ⊖	
Snowfall — in.	Snow cover — in.	1900 ○ ⊕	

MAY 25 1949

0700 EST at STATE COLLEGE, PA.

Max 74	Wind F WNW 3	Barom. t 76	General Obs. wind 175 RH. 74%
Min 42	Clouds 1Sc	p 28.83	
Dry 44		p(reduced) 28.71	
Vis 25		0700	<input type="radio"/> <input type="radio"/>
Precip. 0.14 in.		1300	<input type="radio"/> <input type="radio"/>
Snowfall — in.	Snow cover — in.	1900	<input checked="" type="radio"/> / <input checked="" type="radio"/>

MAY 26 1943

0700 EST at STATE COLLEGE, PA.

Max 62	Wind F SW 2	Barom. t 78	General Obs. Wind 186 R.A. 75%
Min 44	Clouds 8 Ac 10 Cs 2 St	p 28.67	0150-0220 .0 0745-1530 .0+ 0 0600
Dry 52		p(reduced) 28.54	
Vis 18		0700 ⊕/⊖	
Precip. T in.		1300 ○ ⊕	
Snowfall — in.	Snow cover — in.	1900 ⊖/⊖	

MAY 27 1949

0700 EST at STATE COLLEGE, PA.

Max 58	Wind F SW 2	Barom. t 76	General Obs. wind 135 84%
Min 38	Clouds 1ci	p 28.79	1645-1930 - 7
Dry 47		p(reduced) 28.67	
Vis 12		0700 ○ ○	
Precip. 0.25 in.		1300 ○ ⊕	
Snowfall in.	Snow cover in.	1900 ○ ⊕	

MAY 28 1949

0700 EST at STATE COLLEGE, PA.

Max 60	Wind F Sw 3	Barom. t 78	General Obs. wind 190 90%
Min 39	Clouds 1 cu	p 28.86	
Dry 44		p(reduced) 28.74	
Vis 10		0700	<input type="radio"/> <input checked="" type="radio"/>
Precip. —	— in.	1300	<input type="radio"/> <input checked="" type="radio"/>
Snowfall — in.	Snow cover — in.	1900	<input type="radio"/> <input checked="" type="radio"/>

MAY 29 1949

0700 EST at STATE COLLEGE, PA.

Max 57	Wind F NW 2	Barom. t 76	General Obs. 75% Wind 159
Min 36	Clouds 4 CeCs lentic.	p 28.96	0
Dry 46		p(reduced) 28.84	
Vis 25		0700 ○ / ○	
Precip. —	in.	1300 ○ ○	
Snowfall in.	Snow cover in.	1900 ○ ○	

MAY 30 1949

0700 EST at STATE COLLEGE, PA.

Max 62	Wind F SW 1	Barom. t 77	General Obs. wind 187 RH 84% Δ ² 2300-2400
Min 39	Clouds 1Ac	p 29.03	
Dry 46		p(reduced) 28.91	
Vis 19		0700 ○ ○	
Precip. in.		1300 ○ ⊖	
Snowfall in.	Snow cover in.	1900 ○ ○	

MAY 31 1949

0700 EST at STATE COLLEGE, PA.

Max 70	Wind F SW 1	Barom. t 77	General Obs. wind 110 RH 90%
Min 45	Clouds 10cs 5Ac	p 28.96	
Dry 54		p(reduced) 28.84	
Vis 14		0700 ⊕ / ○	
Precip. _____ in.		1300 ⊕ / ⊕	
Snowfall _____ in.	Snow cover _____ in.	1900 ○ ⊕	