

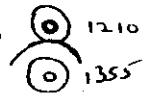
MAR 1 1949

0700 EST at STATE COLLEGE, PA.

Max 33	Wind F NW 5	Barom. t 64	General Obs 75% RH. Wind 577 131° 0000-1120
Min 17	Clouds 10 cu	p 28.59	
Dry 20		p(reduced) 28.50	
Vis 20		0700 ○ ⊕	
Precip. 0.13 in.		1300 ⊖ / ⊖	
Snowfall 1.5 in.	Snow cover 2.7 in.	1900 ○ ⊖	

MAR 2 1948

0700 EST at STATE COLLEGE, PA.

Max 33	Wind F W 3	Barom. t 64	General Obs. Wind 589 RH. 75%
Min 17	Clouds 1 sc	p 28.93	2030-2400 *  1210 1355
Dry 17	2 Cs also lenticular	p(reduced) 28.84	
Vis 16		0700 ⊙/○	
Precip. T	in.	1300 ○ ○	
Snowfall T in.	Snow cover 1.3 in.	1900 ○ ○	

MAR 3 1949

0700 EST at STATE COLLEGE, PA.

Max 35	Wind F NW 3	Barom. t 70	General Obs. wind 294 R.H. 75%
Min 17	Clouds 9c	p 28.93	0000 - 1100 10°
Dry 28		p(reduced) 28.83	
Vis 15		0700 ○ ⊕	
Precip. T	in.	1300 ○ ⊕	
Snowfall 0.2 in.	Snow cover 1.0 in.	1900 ○ ⊕	

MAR 4 1949

0700 EST at STATE COLLEGE, PA. ✓

Max 39	Wind F W 1	Barom. t 70	General Obs. Wind 270 R.H. 88% LI° ⊙
Min 22	Clouds Cs Cc	p 29.01	
Dry 23		p(reduced) 28.01	
Vis 8 mi.		0700 ● / ○	
Precip. T in.		1300 ⊕ / ○	
Snowfall T in.	Snow cover T in.	1900 ○ ○	

MAR 5 1949

0700 EST at STATE COLLEGE, PA.

Max 46	Wind F SW 3	Barom. t 72	General Obs. Wind 231 R.H. 76% 0 1600
Min 23 45	Clouds Cs 7 Sc 7	p 28.61 p(reduced) 28.50	0000-0655 ° 2100 2115-2130 2330-2400
Dry 45		0700 ⊙/⊙	
Vis 14 or 15		1300 ⊙/⊙	
Precip. T in.		1900 ⊙/⊙	
Snowfall in.	Snow cover T in.		

MAR 6 1949

0700 EST at STATE COLLEGE, PA.

Max 62	Wind F W 4	Barom. t 74	General Obs. Wind 467 94%
Min 44	Clouds 10 Sc	p 28.43	1000-1900 1.1°
Dry 44		p(reduced) 28.31	1900-2400 1.1°
Vis 20		0700	⊙ ⊕
Precip. 0.15 in.		1300	⊕ ⊖
Snowfall — in.	Snow cover — in.	1900	⊙ ⊕ * ⁰ ▽

MAR 7 1949

0700 EST at STATE COLLEGE, PA.

Max 44	Wind F NW 4	Barom. t 68	General Obs. Wind 412 R.H. 72%
Min 14 15	Clouds 1 Sc	p 28.98	0000-0400 * ° III 0100
Dry 14		p(reduced) 28.88	
Vis 25		0700 ○ ○	
Precip. T	in. T	1300 ○ ○	clear
Snowfall T	in. T	Snow cover T	in. T
		1900 ○ ○	

MAR 8 1949

0700 EST at STATE COLLEGE, PA.

Max 34	Wind F NW 1	Barom. t 71	General Obs. wind 209 RH. 78%
Min 14	Clouds 10 Cs	p 28.98	0740
Dry 21		p(reduced) 28.87	
Vis 13		0700 ⊕/○	
Precip. _____	in.	1300 ⊕/○	
Snowfall _____	Snow cover _____	1900 ○ ○ clear	

MAR 9 1949

0700 EST at STATE COLLEGE, PA.

Max 55	Wind F calm	Barom. t 73	General Obs. Wind 068 82% put U°
Min 21	Clouds 10 Cs	p 28.81	0855 to 1000 1.1° 1600-1800
Dry 29		p(reduced) 28.69	
Vis 10		0700 - ⊕ / ○	
Precip. —	in.	1300 ⊕ / ○	
Snowfall — in.	Snow cover — in.	1900 ○ ⊕	

MAR 10 1949

0700 EST at STATE COLLEGE, PA.

Max 51	Wind F E 3	Barom. t 74	General Obs. Wind 140 40%
Min 29	Clouds 10 As Ac	p 28.54	•° 1130 - 1200
Dry 45		p(reduced) 28.42	*° 1200 - 1500
Vis 15		0700 ⊕/○	•° 1500 - 1630
Precip. T in.		1300 ○ ⊕	*°
Snowfall - in.	Snow cover - in.	1900 ○ ⊕	

MAR 11 1949

0700 EST at STATE COLLEGE, PA.

Max 45	Wind F NW 3	Barom. t 72°	General Obs. Wind 310 88%
Min 29	Clouds 9+Sc	p 28.51	•°- 0800-0300 •° 0300-0500 *° 0500-0600 * ° 0800-2400
Dry 29		p(reduced) 28.40	
Vis 18		0700	○ ⊕
0.10 in.		1300	○ ⊕ snow flurries
0.2 in.	T in.	1900	○ ⊕ snow flurries

MAR 12 1949

0700 EST at STATE COLLEGE, PA.

Max 32	Wind F W 4	Barom. t 66	General Obs. Wind 724 72% 		
Min 24	Clouds 7 CiCs As Sc	p 28.54	* ° 0000 - 2400		
Dry 24		p(reduced) 28.44			
Vis 18		0700 ⊖ / ⊖			
Precip. T	in. T	1300	⊖ ⊕		
Snowfall T	in. T	Snow cover T	in. T	1900	⊖ ⊕

MAR 13 1949

0700 EST at STATE COLLEGE, PA.

Max 30	Wind F NW 6	Barom. t 65	General Obs. Wind 731 R.H. 75%
Min 23	Clouds 10 cu	p 28.73	171° 0000-0730
Dry 24		p(reduced) 28.64	
Vis 10		0700	○ ⊕
Precip. T in.		1300	○ ○
Snowfall 0.1 in.	Snow cover T in.	1900	○ ○

MAR 14 1949

0700 EST at STATE COLLEGE, PA. ✓

Max 40	Wind F SW 2	Barom. t 68	General Obs. wind 453 RH. 78%
Min 24	Clouds clear	p 28.88	1030 - 0 -
Dry 26		p(reduced) 28.78	
Vis 10		0700 ○ ○	
Precip. T	in.	1300 ⊕ / ⊖	
Snowfall T in.	Snow cover melt in.	1900 ⊖ / ⊖	

MAR 15 1949

0700 EST at STATE COLLEGE, PA.

Max 43	Wind F WNW 4	Barom. t 71	General Obs. wind 362 78%
Min 24	Clouds 7As	p 28.78	0030-0100 101°
Dry 24	3Cs 2Sc	p(reduced) 28.67	0230-0430 101°
Vis 20		0700	1200-1600 101°
Precip. T in.		⊕ / ⊖	1700-1730 101°
Snowfall T in.	Snow cover evap. in.	1300 ⊕ ⊖	
		1900 ⊕ ⊖	

MAR 16 1949

0700 EST at STATE COLLEGE, PA.

Max 30	Wind F WSW 3	Barom. t 67	General Obs. wind. 434 RH 82% @ 1500
Min 15	Clouds 1Sc	p 28.97	0000 - 0100 181° 0920 - 1130 181° 2100 - 2400 181°
Dry 16		p(reduced) 28.87	
Vis 20		0700	<input type="radio"/> <input type="radio"/>
Precip.		1300	<input type="radio"/> <input type="radio"/>
Snowfall in.	Snow cover in.	1900	<input type="radio"/> <input type="radio"/>

MAR 17 1949

0700 EST at STATE COLLEGE, PA.

Max 31	Wind F W 2	Barom. t 62	General Obs. Wind 510 RH. 70%
Min 16	Clouds < 1 Sc	p 28.84	0000-0300 * 1700-1740 (o)
Dry 22		p(reduced) 28.77	
Vis 20		0700 ○ ○	
Precip. 0.02 in.		1300 ○ ⊕	
Snowfall .2 in.	Snow cover .2 in.	1900	⊕ / ⊕

MAR 18 1940

0700 EST at STATE COLLEGE, PA.

Max 39	Wind F NNE 3	Barom. t 65	General Obs. R.H 100% Wind 295
Min 22	Clouds	p 28.60	0510-1000 ⁰⁻¹ 1000-1700 ⁰
Dry 28		p(reduced) 28.51	
Vis 1/4		0700	1300 SPUR ⁰ .10 32
Precip. 0.02 in.		1300	
Snowfall 0.7 in.	Snow cover 0.7 in.	1900	

MAR 19 1949

0700 EST at STATE COLLEGE, PA.

Max 34	Wind F NW 1	Barom. t 63	General Obs. wind 276 RH. 62%
Min 13	Clouds 2Ac	p 29.05	
Dry 14		p(reduced) 28.96	
Vis 20		0700 ○ ⊙	
Precip. 0.10 in.		1300 ○ ⊙	
Snowfall 2.5 in.	Snow cover 2.0 in.	1900 ○ ⊙	

MAR 20 1949

0700 EST at STATE COLLEGE, PA.

Max 30	Wind F W 1	Barom. t 59	General Obs. wind 226 78%
Min 12	Clouds none	p 29.32	
Dry 13		p(reduced) 29.24	
Vis 20		0700 ○ ○	
Precip. in.		1300 ⊙ / ○	
Snowfall in.	Snow cover 0.8 in.	1900 ⊙ / ○	









MAR 21 1949

0700 EST at STATE COLLEGE, PA. ✓

Max 42	Wind F SW 3	Barom. t 62	General Obs. RH. 78% wind 237 0645 (0) 0945 (0) (all PM)
Min 13	Clouds 8cs	p 29.14	
Dry 35		p(reduced) 29.06	
Vis 18		0700 ⊕/○	
Precip. _____ in.		1300 ⊕/○	
Snowfall _____ in.	Snow cover T in.	1900 ⊕/○	

MAR 22 1949

0700 EST at STATE COLLEGE, PA.

Max 61	Wind F SW 4	Barom. t 70	General Obs. Wind 330 88 % 0740 
Min 34	Clouds 10 Cs AcAs	p 28.94	
Dry 52	1 Sc	p(reduced) 28.83	•°-1345-2400
Vis 20		0700  / 	
Precip. —	in.	1300  / 	
Snowfall — in.	Snow cover — in.	1900  	

MAR 23 1949

0700 EST at STATE COLLEGE, PA.

Max 60	Wind F W 2	Barom. t 70	General Obs. Wind 516 100%
Min 52	Clouds 9+ Sc Fs	p 28.68	•°' 0000-0630
Dry 53		p(reduced) 28.57	•° 0730-0745
Vis 12		0700	⊕ ○
Precip. 0.54 in.		1300	⊕ ○
Snowfall — in.	Snow cover — in.	1900	○ ○

MAR 24 1949

0700 EST at STATE COLLEGE, PA.

Max 53	Wind F N 2	Barom. t 68	General Obs. Wind 282 100%
Min 31	Clouds 5 Sc	p 29.08	≡ ° W'
Dry 31		p(reduced) 28.98	
Vis 7		0700	⊙ ○
Precip. — in.	1 in.	1300	○ ○ clear ∞'
Snowfall — in.	Snow cover — in.	1900	○ ○ clear

MAR 25 1949

0700 EST at STATE COLLEGE, PA.

Max 60	Wind F S 2	Barom. t 68	General Obs. Wind 175 96°
Min 31	Clouds 10 5+	p 29.05	≡°
Dry 50		p(reduced) 28.95	
Vis 7		0700 ⊕ ○	
Precip. —	in.	1300 ⊕ ○	
Snowfall —	Snow cover —	1900 ⊕ ○ ≡°	
in.	in.		


MAR 26 1949

0700 EST at STATE COLLEGE, PA.

Max 55	Wind F calm	Barom. t 72	General Obs. Wind 178 100%
Min 49	Clouds obscured by \equiv^2	p 29.01	\equiv^2 ∇ ^o 1130-1700
Dry 50		p(reduced) 28.90	∇ ' 1905-1920 ∇ ' 2045-2115
Vis 1/8		0700	\otimes \circ
Precip. — in.		1300	\oplus \parallel
Snowfall — in.	Snow cover — in.	1900	\oplus \parallel

MAR 27 1949

0700 EST at STATE COLLEGE, PA.

Max 62	Wind F NW 2	Barom. t 72	General Obs. Wind 145 100% 
Min 49	Clouds 10 As	p 28.64	≡ ∇° 0030-0100
Dry 55	Sc	p(reduced) 28.53	•° 0400-0645 ∇° 0840-0850 ∇ ° 1030-1200 ∇ ° 1830-2400
Vis 2		0700 ⊕/⊖	
Precip. 0.06 in.		1300 ⊕/⊖	
Snowfall - in.	Snow cover - in.	1900 ⊕/⊖	∇°

MAR 28 1949

0700 EST at STATE COLLEGE, PA. ✓

Max 76	Wind F NW 4	Barom. t 70	General Obs. Wind 474 80% ☉ 1100 ☉ 1600
Min 45	Clouds 8 C. C. Sc	p 28.77	v ° 0000-0330
Dry 45		p(reduced) 28.66	
Vis 25		0700 ⊕/⊕	
Precip. 0.03 in.		1300 ⊕/⊕	
Snowfall — in.	Snow cover — in.	1900 ⊕/○	

MAR 29 1949

0700 EST at STATE COLLEGE, PA.

Max 61	Wind F calm	Barom. t 70	General Obs. wind 356 R.H. 90%
Min 42	Clouds clear	p 29.07	
Dry 44		p(reduced) 28.96	
Vis 18		0700 <input type="checkbox"/> <input type="checkbox"/>	
Precip. _____ in.		1300 <input type="checkbox"/> <input type="checkbox"/>	
Snowfall _____ in.	Snow cover _____ in.	1900 <input type="checkbox"/> <input type="checkbox"/>	

MAR 30 1949

0700 EST at STATE COLLEGE, PA.

Max 71	Wind F SW 1	Barom. t 73	General Obs. wind 237 77% RH.
Min 43	Clouds clear	p 28.87	1830-2400 1800 ca
Dry 45		p(reduced) 28.76	
Vis 14		0700 ○ ○	
Precip. in.		1300 ○ ⊕	
Snowfall in.	Snow cover in.	1900 ⊕ ⊕	

MAR 31 1949

0700 EST at STATE COLLEGE, PA.

Max 73	Wind F NE 4	Barom. t 73	General Obs. wind 250 R.H. 100% 0000 - 0110 .0 0330 - 0410 .0 0650 - 2030 .02 2230 - 2240 .0
Min 42	Clouds 10 st	p 28.68	
Dry 42		p(reduced) 28.57	SPUR 1900 0.53 . 40
Vis 10		0700 ○ ⊕	
Precip. 0.07 in.		1300 ⊖ ⊕	
Snowfall — in.	Snow cover — in.	1900 ○ ⊕	