

1 SEP 1948

0700 EST at STATE COLLEGE, PA.

Max 76	Wind F W 2	Barom. t 71	General Obs. 2 249 Wind
Min 42	Clouds . None	p 29.06	
Dry 46		p(reduced) 28.95	
Vis 25		0700 ○ ○ clear	
Precip. _____ in.		1300 ⊙ / ○ mostly clear	
Snowfall _____ in.	Snow cover _____ in.	1900 ⊙ / ○ ptly cldy	







2 SEP 1948

0700 EST at STATE COLLEGE, PA.

Max	Wind F	Barom.	General Obs.
74	calm	t 72	$\Delta^2$ Wind 079
Min	Clouds	p	
46	5 cc	29.00	
Dry	few Fc	p(reduced)	
50		28.89	
Vis		0700	$\textcircled{\text{D}}$ / $\textcircled{\text{O}}$ ptly. cldy
Precip.	— in.	1300	$\textcircled{\text{D}}$ / $\textcircled{\text{D}}$ ptly. cldy
Snowfall	Snow cover	1900	$\textcircled{\text{O}}$ / $\textcircled{\text{O}}$ clear
— in.	— in.		

3 SEP 1948

0700 EST at STATE COLLEGE, PA.

Max	Wind F	Barom.	General Obs.
79	calm	t 74	$\frac{A}{\infty}^{\circ}$ Wind-110
Min	Clouds	p	
50	Few ci	28.93	
Dry		p(reduced)	
56		28.81	
Vis		0700	
18		  clear	
Precip.	— in.	1300	 /  ptly cldy
Snowfall	— in.	1900	 /  p cldy
Snow cover	— in.		

4 SEP 1948

0700 EST at STATE COLLEGE, PA.

Max	82	Wind F	calm	Barom.	t	80°	General Obs.	Wind 163
Min	56	Clouds	8	p		28.97	0315-0410	☉ <sup>2</sup> ☽
Dry	62	Ci		p(reduced)		28.83		
Vis	12	Cu		0700	☉/☽			cldy
Precip.	0.34 in.			1300	☉/☽			ptly cldy
Snowfall	— in.	Snow cover	— in.	1900	☉/☽			ptly cldy

5 SEP 1948		0700 EST at STATE COLLEGE, PA.		FS	✓
Max	83	Wind F	calm	Barom.	t 80°
Min	59	Clouds	Obscured by fog	General Obs.	≡ <sup>2</sup> Wind 081
Dry	60				1000 @ cōden
Vis	1/0				1600 @
Precip.	— in.			0700	○ ○ foggy
Snowfall	— in.	Snow cover	— in.	1300	⊕   ⊕ cldy
				1900	○ ○ clear

6 SEP 1948

0700 EST at STATE COLLEGE, PA. FS

Max	Wind F	Barom.	General Obs.
82	E 2	t 80°	Wind 149
Min	Clouds	p	2130-2145 ↓° 2330-2400 ↓°
60	9	29.10	
Dry	Sc Cu	p(reduced)	
68		28.86	
Vis		0700	⊘ ⊘ cldy
18			
Precip.	— in.	1300	⊘ ⊘ cldy
Snowfall	Snow cover	1900	⊘ ⊘ cldy
— in.	— in.		

7 SEP 1948

0700 EST at STATE COLLEGE, PA.

FS

Max 78	Wind F S 2	Barom. t 80	General Obs. Wind 243 0000 - 0820 ↓ 1200 - 1230 ↓ 1410 - 1420 ↓ 1900 - 2200 ↓
Min 66	Clouds 10 Sc St	p 28.89	
Dry 67		p(reduced) 28.75	
Vis 12		0700 ○ ⊕	cldy
Precip. 0.13 in.		1300 ○ ⊕	cldy
Snowfall — in.	Snow cover — in.	1900 ⊕ / ⊕	cldy

8 SEP 1948

0700 EST at STATE COLLEGE, PA.

CH

Max 77	Wind F calm	Barom. t 78	General Obs. RH 100% Wind 180 ≡ 1025-1255 ⚡ 1850-1910 ⚡
Min 66	Clouds 4 Ac 6 St	p 28.79	
Dry 68		p(reduced) 28.67	
Vis 7		0700 ⊕ / ⊕	
Precip. 0.21 in.		1300 ⊕ ⊕	
Snowfall — in.	Snow cover — in.	1900 ⊕ ⊕ R	



9 SEP 1948

0700 EST at STATE COLLEGE, PA.

CH

Max 80	Wind F calm	Barom. t 78	General Obs. RH 100% Wind 59
Min 62	Clouds obscured	p 28.76	≡ 2 1050-1315 13 W 1900 Lunar Corona
Dry 62		p(reduced) 28.64	
Vis 1/8		0700	○ ⊗
Precip. 0.26 in.		1300	○ ⊕
Snowfall — in.	Snow cover — in.	1900	⊕ / ⊖

10 SEP 1940		0700 EST at STATE COLLEGE, PA. CH ✓	
Max 82	Wind F W - 1	Barom. t 78	General Obs. RH. 100% Wind 165 ° 0400 - 0655 ° 1445 @ a den
Min 59	Clouds 9 As 1 st.	p 28.84	
Dry 59		p(reduced) 28.72	
Vis 16		0700 ○ ⊕	
Precip. 0.17 in.		1300 ⊕ / ⊖	
Snowfall — in.	Snow cover — in.	1900 ⊕ ○	

11 SEP 1948

0700 EST at STATE COLLEGE, PA.

CH

Max 67	Wind F W 1	Barom. t 73	General Obs. RH. 100% ≡° 0.2
Min 52	Clouds None	p 28.88	
Dry 53		p(reduced) 28.77	
Vis 12		0700 ○ ○	
precip. _____ in.		1300 ⊕ / ⊕	
snowfall _____ in.	Snow cover _____ in.	1900 ⊕ / ○	

12 SEP 1949		0700 EST at STATE COLLEGE, PA. CH	
Max 72	Wind F SW 1	Barom. t 73	General Obs. RH 94% wind 161 ∞° e°
Min 53	Clouds None	p 28.88	
Dry 57		p(reduced) 28.77	
Vis 18		0700 ○ ○	
precip. _____ in.		1300 ○ ⊙	
snowfall _____ in.	Snow cover _____ in.	1900 ○ ⊕	

13 SEP 1948

0700 EST at STATE COLLEGE, PA.

CH

ax	Wind F	Barom.	General Obs. RH. 100% Wind 189
84	calm	t 78	≡°
in	Clouds	p	
57	1 ce	28.99	
ry		p(reduced)	
62		28.86	
is		0700	○ ○
recip.		1300	○ ⊕
	in.		
nowfall	Snow cover		
— in.	— in.	1900	○ ⊕

14 SEP 1948

0700 EST at STATE COLLEGE, PA.

4

Max	Wind F	Barom.	General Obs.
87	N 2	t 81	RH. 72% wind 195
Min	Clouds	p	
58	1 Ci (Lenticular)	28.98	
Dry		p(reduced)	
60		28.85	
Vis		0700	
22		<input type="radio"/> <input type="radio"/>	
Precip.	in.	1300	<input type="radio"/> <input checked="" type="radio"/>
Snowfall	Snow cover	1900	<input type="radio"/> <input type="radio"/> clear
in.	in.		

15 SEP 1948

0700 EST at STATE COLLEGE, PA.

HV ✓

ax	75	Wind F calm	Barom. t 73	General Obs. 100% 1000 1100	Wind 170 100 1100 4 ft.
in	45	Clouds 1 ci fil Ac	p 29.12		
try	48		p(reduced) 29.00		
is	30		0700	⊙ / ⊙	
precip.		in.	1300	⊙ / ⊙	
snowfall		Snow cover	1900	⊙ / ⊙	
in.		in.			

16 SEP 1966		0700 EST at STATE COLLEGE, PA.		HN
Max	71	Wind F	NE 2	Barom. t 72°
Min	47	Clouds	2	General Obs. R.H. 100%
Dry	51	Ac		WIND-077
Vis	16			p 29.26
				p(reduced) 29.14
Precip.				0700 ☉/☉
Snowfall in.		Snow cover in.		1300 ☉ ☉ clear
				1900 ☉ ☉ clear



17 SEP 1948		0700 EST at STATE COLLEGE, PA.	
Max 75	Wind SW 1	Barom. t 75	General Obs. R.H. - 80% WIND-104 1600-1700 (2)
Min 51	Clouds # < 1 ci	p 29.29	
Dry 58		p(reduced) 29.17	
Vis 14		0700 ⊙ / ⊙ clear	
Precip. in.		1300 ⊙ / ⊙	
Snowfall in.	Snow cover in.	1900 ⊙ / ⊙	

18 SEP 1948

0700 EST at STATE COLLEGE, PA.

HV

Max 82	Wind F WSW 2	Barom. t 78	General Obs. 76% wind 226
Min 58	Clouds 8 ci floe Ac	p 29.01	1405-1520 1/4° 2300-2400 ☉ as neb.
Dry 69		p(reduced) 28.88	
Vis 10		0700 ⊖ / ⊙ edg	
Precip. —	in.	1300 ⊖ / ⊖	
Snowfall in.	Snow cover in.	1900 ⊕ / ⊖	

19 SEP 1948

0700 EST at STATE COLLEGE, PA.

Max	Wind F	Barom.	General Obs.
83	S 2	t 79	94% ∞ Wind 271 0440-0515 101°
Min	Clouds	p	
65	~ 10	28.86	1515 T
Dry	G	p(reduced)	1835 S
65	AC	28.73	
Vis		0700	⊕ / ⊖ cldy
7			
Precip.	T in.	1300	○ ⊖
Snowfall	Snow cover		
in.	in.	1900	○ ⊖

20 SEP 1948

0700 EST at STATE COLLEGE, PA.

Max	Wind F	Barom.	General Obs.	Wind 213
78	SW 3	t 80	92%	
Min	Clouds	p	1620-1625 °	
65	10	28.72	1810-2005/°	
Dry	As	p(reduced)		
67	Sc	28.59		
Vis		0700	⊕ / ⊖	
Precip.		1300	○ ⊖	
	in.			
Snowfall	Snow cover	1900	○ ⊕	
in.	in.			

21 SEP 1948

0700 EST at STATE COLLEGE, PA. ✓

Max 76	Wind F N 3	Barom. t 75	General Obs. 96% Wind 208 0930 0: as den.
Min 55	Clouds 7 ci fum ci flam Ac Fc	p 28.74	1500-1530 $\dot{\nu}^{\circ}$ 1700-1720 $\dot{\nu}^{\circ}$ 1800-1845 $\nu$ 1805- $\smile$
Dry 55		p(reduced) 28.62	
Vis 20		0700 $\oplus / \ominus$ ldy	
Precip. T in.		1300 $\circ \ominus$	
Snowfall in.	Snow cover in.	1900 $\oplus / \oplus$	

22 SEP 1948

0700 EST at STATE COLLEGE, PA.

Max 61	Wind F CALM	Barom. t 71	General Obs. 10070 <del>Δ</del> <del>☼</del> ≡ <sup>2</sup> WIND-188 1130 @ as
Min 39	Clouds obscured by fog	p 28.73	
Dry 41		p(reduced) 28.62	
Vis 1/8		0700 ○ ⊗	
Precip. T in.		1300 ⊕ / ○	
Snowfall in.	Snow cover in.	1900 ○ ⊕	

23 SEP 1948

0700 EST at STATE COLLEGE, PA.

Max 63	Wind F calm	Barom. t 70	General Obs. Wind 095
Min 37	Clouds sc < 1	p 28.57	☉ ☽ ☿ ♀ ♁ ♂ ♃ ♄ ♅ ♆ ♇ ♈ ♉ ♊ ♋ ♌ ♍ ♎ ♏ ♐ ♑ ♒ ♓ ♀ ☽ ☿ ♀ ♁ ♂ ♃ ♄ ♅ ♆ ♇ ♈ ♉ ♊ ♋ ♌ ♍ ♎ ♏ ♐ ♑ ♒ ♓
Dry 40		p(reduced) 28.58	
Vis 12		0700 ○ ○	
Precip. — in.		1300 ○ ○	
Snowfall in.	Snow cover in.	1900 ○ ○	

24 SEP 1948


0700 EST at STATE COLLEGE, PA.

Max 62	Wind F N 1	Barom. t 70	General Obs. RH 83% 1950-2015 $\checkmark$
Min 40	Clouds 7 AS 4 Sc	p 28.77	WIND 198
Dry 50		p(reduced) 28.67	
Vis 20		0700 $\ominus$ / $\ominus$	
Precip. _____ in.		1300 $\circ$ $\ominus$	
Snowfall _____ in.	Snow cover _____ in.	1900 $\circ$ $\oplus$	



25 SEP 1948

0700 EST at STATE COLLEGE, PA.

Max 58	Wind F NW 1	Barom. t 68	General Obs. 85% WIND 166
Min 47	Clouds 10 Ac	p 29.05	1950  Red & green A2 35° Et. 35° Radiating bands
Dry 48		p(reduced) 28.95	
Vis 17		0700 ○ ⊕	
Precip. 7 in.		1300 ○ ⊕	
Snowfall — in.	Snow cover — in.	1900 ○ ○	clear

26 SEP 1948

0700 EST at STATE COLLEGE, PA.

Max 63	Wind F calm	Barom. t 68	General Obs. 100% e° ∞°	WIND 102
Min 38	Clouds none	p 29.26		
Dry 39		p(reduced) 29.16		
Vis 16		0700 <input type="radio"/> <input type="radio"/> clear		
Precip. _____	in.	1300 <input type="radio"/> <input type="radio"/>		
Snowfall _____	in.	1900 <input type="radio"/> <input type="radio"/>		
	Snow cover _____	in.		

27 SEP 1948

0700 EST at STATE COLLEGE, PA.

Max 71	Wind F CALM	Barom. t 66	General Obs. 2° 0 100%
Min 39	Clouds 41 C.	p 29.26	
Dry 42		p(reduced) 29.16	
Vis 16		0700	⊙/⊙
Precip. —	in.	1300	⊙ ⊙
Snowfall — in.	Snow cover — in.	1900	⊙/⊙

28 SEP 1919

0700 EST at STATE COLLEGE, PA.

Max 75	Wind F N 1	Barom. t 73	General Obs. 95% 2°	WIND-082 0730
Min 41	Clouds 4 Ci flom Ci Oens Ci Fil Cs	p 29.15		
Dry 46		p(reduced) 29.03		
Vis 14		0700	⊙/⊙	PTLY CLDY
Precip. _____ in.		1300	⊙/⊙	
Snowfall _____ in.	Snow cover _____ in.	1900	⊙	⊙

29 SEP 1948

0700 EST at STATE COLLEGE, PA.

Max 76	Wind F CALM	Barom. t 72	General Obs. RH=100% WIND-080 Δ°
Min 45	Clouds 7 ci Ac	p 29.05	0945-1025 °° 2115-2145 °° 2330-2400 °°
Dry 49		p(reduced) 28.94	
Vis 13		0700 ⊕/○	
Precip. _____ in.		1300 ⊕/○	
Snowfall _____ in.	Snow cover _____ in.	1900 ⊕ ○	

30 SEP 1948		0700 EST at STATE COLLEGE, PA.	
Max 71	Wind CALM	Barom. t 74	General Obs. 10070 WIND-107
Min 48	Clouds 10	p 28.94	0000-0415 .. 2315-2400 ..
Dry 58	As St	p(reduced) 28.82	
Vis 8		0700 ⊕ / ⊙	
Precip. 0.15 in.		1300 ○ ⊙	
Snowfall in.	Snow cover in.	1900 ○ ⊕	