

1 MAY 1948

0700 EST at STATE COLLEGE, PA.

Max 61	Wind F S 1	Barom. t 78	General Obs. R.H. 74%
Min 44	Clouds 7 Sc As	p 28.58	
Dry 48		p(reduced) 28.46	
Vis 15		0700 ○ ⊕ Sc As	
Precip. _____ in.		1300 ○ ⊕ Sc	
Snowfall _____ in.	Snow cover _____ in.	1900 ○ ⊕ Sc Cs	

2 MAY 1948

0700 EST at STATE COLLEGE, PA.

Max 67	Wind F NE 1	Barom. t 78	General Obs. RH. 72% 1555-2055 °-1
Min 39	Clouds 8cs	p 28.80	
Dry 44		p(reduced) 28.68	
Vis 23		0700 ○ ⊕ <sub>cs</sub>	
Precip. _____ in.		1300 ○ ⊕ <sub>csAs</sub>	
Snowfall _____ in.	Snow cover _____ in.	1900 ○ ⊕ <sub>Rain</sub>	

3 MAY 1948

0700 EST at STATE COLLEGE, PA.

Max 69	Wind F NE 1	Barom. t 79	General Obs. RH. 100%
Min 44	Clouds 10 Ns	p 28.56	0030-0830 ☁ 0950-1210 ☁ 1225-1545 .°
Dry 52		p(reduced) 28.43	
Vis 4		0700 ○ ⊕	Rain
Precip. 0.16 in.		1300 ○ ⊕	Rain
Snowfall — in.	Snow cover — in.	1900 ⊕ / ⊕	cloudy

4 MAY 1948

0700 EST at STATE COLLEGE, PA.

Max 53	Wind F SE 1	Barom. t 75	General Obs. 0945 <sup>o</sup> <i>uncl.</i> ≡ 2 -1030
Min 44	Clouds Sky obscured by Fog	p 28.84	2240-2400 <sup>o</sup>
Dry 44		p(reduced) 28.72	
Vis 1/10		0700 ○ ⊕ Foggy	
Precip. 0.10 in.		1300 ○ ⊕ cloudy	
Snowfall — in.	Snow cover — in.	1900 ○ ⊕ cloudy	

5 MAY 1948

0700 EST at STATE COLLEGE, PA.

Max	Wind F	Barom.	General Obs.
64	E 2	t 75°	0000 - 1755°
Min	Clouds	p	
44	10 St	28.55	
Dry		p(reduced)	
51	Ns	28.43	1200 Spl 0.23" Rain 57°
Vis		0700	○ ⊕ Rain
4			
Precip.	0.28 in.	1300	○ ⊕ Rain
Snowfall	Snow cover	1900	○ ⊕ cldy
— in.	— in.		

6 MAY 1948

0700 EST at STATE COLLEGE, PA.

Max	Wind F	Barom.	General Obs.
52°	E 1	t 74	2145-2400 $\bar{v}$ °
Min	Clouds	p	
47°	9	28.88	
Dry	Ac	p(reduced)	
49°	Sc	28.76	
Vis		0700	○ ⊕ cloudy
Precip.	0.34" in.	1300	⊕ / ⊕ cloudy
Snowfall	Snow cover	1900	○ ⊕ cloudy
— in.	— in.		

7 MAY 1948 0700 EST at STATE COLLEGE, PA.

Max	Wind F	Barom.	General Obs.
62	NE 4	t 75	0000-0015 $\nabla$ <sup>o</sup> 0215-1315 •'
Min 45	Clouds 10 Ns	p 28.49	1650-2010 $\nabla$ <sup>o</sup> 2330-2400 $\nabla$ <sup>o</sup>
Dry 45	St	p(reduced) 28.37	1200 Spl 0.04" cldy 47 <sup>o</sup>
Vis 8		0700 ○ ⊕	RAIN.
Precip. 0.33 in.		1300 ○ ⊕	cloudy
Snowfall — in.	Snow cover — in.	1900 ○ ⊕	cloudy

8 MAY 1948

0700 EST at STATE COLLEGE, PA.

Max 51	Wind F W 6	Barom. t 70	General Obs. 0000-0300 $\dot{\nu}^{\circ}$ ///
Min 39	Clouds 10 Sc	p 28.56	0920-1235 $\dot{\nu}^{\circ}$
Dry 39		p(reduced) 28.45	
Vis 15		0700 ○ ⊕ cloudy	
Precip. 0.12 in.		1300 ○ ⊕ cloudy	
Snowfall in.	Snow cover in.	1900 ○ ○ clear	



9 MAY 1948

0700 EST at STATE COLLEGE, PA.

Max	Wind F	Barom.	General Obs.
54	SE 2	t 72	0545-0550 $\nabla^{\circ}$
Min	Clouds	p	
37	10	28.98	
Dry	Ac	p(reduced)	
39	Sc	28.87	
Vis		0700	○ ⊕ cldy
Precip.	T in.	1300	⊘ / ○ partly cloudy
Snowfall in.	Snow cover in.	1900	⊘ / ○ partly cloudy

10 MAY 1948

0700 EST at STATE COLLEGE, PA.

Max	Wind F	Barom.	General Obs.
79	SW 3	t 74	1145-1215 ☽° 1120 R
Min	Clouds	p	
39	10	28.88	
Dry	Cs	p(reduced)	
65	Cu	28.76	
Vis	Al	0700	⊕ / ⊖ cloudy
Precip.	— in.	1300	⊕ ⊖ cloudy
Snowfall in.	Snow cover in.	1900	⊖ / ○ ptly cldy

11 MAY 1948

0700 EST at STATE COLLEGE, PA.

Max	Wind F	Barom.	General Obs.
79	calm	t 80	∞
Min	Clouds	p	1945-1950 $\vec{\circ}$
56	10	28.99	1900-2100 $\swarrow$
Dry	ci	p(reduced)	
61	cs.	28.85	
Vis		0700	$\oplus$ / $\circ$ cloudy
Precip.	T in.	1300	$\textcircled{\parallel}$ / $\circ$ partly cldy
Snowfall — in.	Snow cover — in.	1900	$\textcircled{\parallel}$ / $\textcircled{\parallel}$ cloudy

12 MAY 1948

0700 EST at STATE COLLEGE, PA.

Max	Wind F	Barom.	General Obs.
90	calm	t 83	1135-1240 $\overline{18}$
Min	Clouds	p	1350-1445 $\overline{18}$
61	9	28.93	1802-2210 $\overline{18}^2$
Dry	Ci	p(reduced)	
68	Cs	28.79	
Vis		0700	$\oplus$ / $\circ$ cloudy
Precip.	T in.	1300	$\parallel$ $\parallel$ cloudy
Snowfall in.	Snow cover in.	1900	$\circ$ $\oplus$ rain

13 MAY 1948

0700 EST at STATE COLLEGE, PA.

Max	Wind F	Barom.	General Obs.
86	NNE 2	t 80	≡ 2
Min	Clouds	p	0630-1500 9° 1500-1725 7'
55	10 st	28.85	
Dry		p(reduced)	
55		28.72	1200 Spl. T. Fog + drizzle 58°
Vis		0700	○ ⊕ Fog + drizzle
Precip.	1.88 in.	1300	○ ⊕ Fog + drizzle
Snowfall in.	Snow cover in.	1900	○ ⊕ cldy

14 MAY 1948

0700 EST at STATE COLLEGE, PA.

Max	Wind F	Barom.	General Obs.
60	calm	t 74	≡° 0130-0315 ↓°
Min	Clouds	p	0430-0935 2° 0935-1340 0.1
51	10	28.76	
Dry	st	p(reduced)	
52		28.64	
Vis		0700	○ ⊕ drizzle
Precip.	0.18 in.	1300	○ ⊕ rain
Snowfall	Snow cover	1900	○ ⊕ cloudy
— in.	— in.		

15 MAY 1948

0700 EST at STATE COLLEGE, PA.

Max	Wind F	Barom.	General Obs.
60	NW 3	t 73	
Min	Clouds	p	
46	Few Cu	28.88	
Dry		p(reduced)	
49		28.76	
Vis		0700	○ ○ clear
20			
Precip.	0.34 in.	1300	○ ⊘ partly cldy
Snowfall in.	— in.	1900	○ ⊘ partly cldy

16 MAY 1948

0700 EST at STATE COLLEGE, PA.

Max	Wind F	Barom.	General Obs.
70	SW 4	t 74	0705 - 1430.2
Min	Clouds	p	
49	10	28.79	
Dry	Cs	p(reduced)	
58	Ac	28.67	
Vis		0700	⊕ / ⊖ cloudy
Precip.	in.	1300	⊙ ⊕ rain
Snowfall	Snow cover	1900	⊙ ⊖ partly clady
in.	in.		



17 MAY 1948

0700 EST at STATE COLLEGE, PA.

Max 65	Wind F SW 2	Barom. t 74	General Obs. 0250-0415 ☽° 1230-1430 ☽ 2015-2030 ☽
Min 52	Clouds 4	p 28.64	1200 Spl W.R. I pty cldy 66°
Dry 55	St Sc	p(reduced) 28.52	
Vis 20		0700 ○ ⊙ pty cldy	
Precip. 0.37 in.		1300 ○ ⊙ pty cldy	
Snowfall in.	Snow cover in.	1900 ⊙ / ⊙ pty cldy	

18 MAY 1948

0700 EST at STATE COLLEGE, PA.

Max 68	Wind F W 4	Barom. t 70	General Obs. RH = 81% 1625-1645
Min 48	Clouds Sc As Cs 8	p 28.67	
Dry 52		p(reduced) 28.56	
Vis 15		0700 ○ / ○	
Precip. 0.03 in.		1300 ○ ○	
Snowfall in.	Snow cover in.	1900 ○ ○	

28 MAY 1948

0700 EST at STATE COLLEGE, PA. ✓

Max 60	Wind F WNW 4	Barom. t 93	General Obs. RH = 78% 0800 (10) as den.
Min 45	Clouds clear few Sc	p 29.00	III
Dry 46		p(reduced) 28.88	
Vis 13		0700 ○ ○ clear	
Precip.	7 in.	1300 ○ ○	
Snowfall in.	Snow cover in.	1900 ⊕ / ○	








20 MAY 1948

0700 EST at STATE COLLEGE, PA. ✓

Max 65	Wind F NW 4	Barom. t 74	General Obs. 0830 ☉ as neb. RH = 64%
Min 40	Clouds Cs 2	p 28.90	1430 - 1520 7° 2315 - 24 <sup>+</sup> 7°
Dry 45		p(reduced) 28.78	
Vis 12		0700 ⊙ / ○	
Precip. - in.		1300 ⊙ / ○	
Snowfall in.	Snow cover in.	1900 ○ ⊕	

22 MAY 1948

0700 EST at STATE COLLEGE, PA.

Max 64	Wind F W 4	Barom. t 73	General Obs. RH = 78%
Min 45	Clouds 7 Cu Sc	p 28.40	0000 - 0330 $\dot{\gamma}^{\circ}$ 
Dry 61		p(reduced) 28.28	1830 - 1850 $\dot{\gamma}^{\circ}$
Vis 8		0700	2330 - 2400 $\dot{\gamma}^{\circ}$
Precip. 0.04 in.		1300	 
Snowfall in.	Snow cover in.	1900	 
			 

22 MAY 1948

0700 EST at STATE COLLEGE, PA.

Max 72	Wind F NW 4	Barom. t 93	General Obs. RH = 72%
Min 39	Clouds 4 Cu Sc	p 28.62	0000-0115 4°
Dry 44		p(reduced) 28.50	
Vis 13		0700	<input type="radio"/> <input checked="" type="radio"/>
Precip.	T in.	1300	<input type="radio"/> <input checked="" type="radio"/>
Snowfall in.	Snow cover in.	1900	<input type="radio"/> <input type="radio"/>

23 MAY 1948

0700 EST at STATE COLLEGE, PA.

Max 64	Wind F SW 3	Barom. t 74	General Obs. RH = 65%
Min 42	Clouds Few C. Cs	p 28.71	III
Dry 56		p(reduced) 28.59	
Vis 11		0700	<input type="radio"/> <input type="radio"/> clear
Precip. — in.		1300	<input type="radio"/> <input checked="" type="radio"/>
Snowfall in.	Snow cover in.	1900	<input type="radio"/> <input checked="" type="radio"/>

24 MAY 1948

0700 EST at STATE COLLEGE, PA.

Max 78	Wind F Calm	Barom. t 73	General Obs. RH = 90% a <sup>2</sup> 2130 4
Min 46	Clouds 0	p 28.83	
Dry 52		p(reduced) 28.71	
Vis 8		0700	○ ○ clear
Precip. — in.		1300	○ ⊥ Cu Sc
Snowfall in.	Snow cover in.	1900	○ ⊥ Ac Cu



25 MAY 1948

0700 EST at STATE COLLEGE, PA.

Max 75	Wind F N 1	Barom. t 74	General Obs. R.H. 88%
Min 47	Clouds 8 Ac	p 28.88	
Dry 50		p(reduced) 28.76	
Vis 16		0700	<input type="radio"/> <input checked="" type="radio"/>
Precip.		1300	<input type="radio"/> <input type="radio"/>
Snowfall in.	Snow cover in.	1900	<input type="radio"/> <input type="radio"/>

26 MAY 1948

0700 EST at STATE COLLEGE, PA.

Max	Wind F	Barom.	General Obs.
74	N 2	t 78	RH. 78%
Min	Clouds	p	
49	10 sc	28.93	
Dry		p(reduced)	
52		28.80	
Vis		0700	○ ⊕
Precip.		1300	○ ⊖ sc
Snowfall	Snow cover	1900	○ ⊖ sc
in.	in.		

27 MAY 1948

0700 EST at STATE COLLEGE, PA.

Max 78	Wind F calm	Barom. t 76	General Obs. RH. 94% ≡° e'
Min 51	Clouds 10 Sc	p 28.95	
Dry 56		p(reduced) 28.83	
Vis 9		0700 ○ ⊕	
Precip. — in.		1300 ○ ⊕ <sub>cu</sub>	
Snowfall — in.	Snow cover — in.	1900 ○ ⊕ <sub>cu</sub>	

28 MAY 1948

0700 EST at STATE COLLEGE, PA.

Max	Wind F	Barom.	General Obs.
76	S L	t 77	91% 1145-1220.° 1916 13 1916-2400 1-1-2 2200-2300 13
Min	Clouds	p	
56	10 St	28.89	
Dry		p(reduced)	
65		28.77	
Vis		0700	○ ⊕ St
Precip. _____ in.		1300	○ ⊕ St
Snowfall _____ in.	Snow cover _____ in.	1900	○ ⊕ St

29 MAY 1948

0700 EST at STATE COLLEGE, PA.

Max 76	Wind F calm	Barom. t 76	General Obs. 0400-0740 ° 100%
Min 60	Clouds 10 NSI	p 28.80	1400-2400 °
Dry 61		p(reduced) 28.68	
Vis 1		0700	<input type="radio"/> <input checked="" type="radio"/> NS
Precip. 0.32 in.		1300	<input type="radio"/> <input type="radio"/>
Snowfall — in.	Snow cover — in.	1900	<input type="radio"/> <input type="radio"/>

30 MAY 1948

0700 EST at STATE COLLEGE, PA.

Max 75	Wind F N 2	Barom. t 78	General Obs. RH. 90% 0000-0430 °
Min 60	Clouds 8 Cs 2 As	p 28.84	
Dry 60		p(reduced) 28.72	
Vis 14		0700 ⊕ <sub>Cs</sub> / ⊕ <sub>As</sub>	
Precip. 0.05 in.		1300 ⊕ <sub>Cs</sub> ⊙	
Snowfall — in.	Snow cover — in.	1900 ⊕ <sub>Cs</sub> / ⊕ <sub>As Sc</sub>	

31 MAY 1948

0700 EST at STATE COLLEGE, PA.

Max	Wind F	Barom.	General Obs.
76	NE 1	t 77	R.H. 58%
Min	Clouds	p	
52	1 cs	28.94	
Dry		p(reduced)	
55		28.82	
Vis		0700	<input type="radio"/> <input type="radio"/>
Precip.		1300	<input type="radio"/> <input checked="" type="radio"/> AsAc
Snowfall	Snow cover	1900	<input type="radio"/> <input checked="" type="radio"/> As
in.	in.		