

STATE COLLEGE, Pa. Date

JAN 1 - 1944

Time

0700

Max. 30	Wind F NW 2	Barom. t 70	General Obs. =	
Min. 21	Vis. km. 2	p 29.08		
Dry 26	Clouds <del>10</del> st.	p(red.) 28.97		
Wet 24.5				
R.H. 82		Morn. <i>orc</i>	Foren. <i>cldy</i>	
Precip. - mm/ - in.		Noon <i>cldy</i>	Aftern. <i>orc</i>	
Snowfall/-Depth in/ - in.		Eve. <i>orc</i>	Night <i>fair - clear</i>	

STATE COLLEGE, Pa. Date JAN - 2 1944

Time  
0700

Max. 30	Wind F SW 1	Barom. t 66	General Obs. W' =	Cc
Min. 19	Vis. km. 2	p 29.11	1015 (o) - 1400	Cicum. C <del>2</del> Cs
Dry 19	Clouds	p (red.) 29.01		
Wet 19				
R.H. 97		Morn. clear	Foren. Fair - Pt. Cldy	
Precip. — mm/ — in.		Noon Pt. Cldy	Aftern. Cldy	
Snowfall/ - Depth — in/ — in.		Eve. Cldy over	Night Cldy over	

STATE COLLEGE, Pa. Date

JAN -3 1944

Time

0700

Max. 33	Wind F E1	Barom. t 66	General Obs. 0330-0845 * 0-1
Min. 19	Vis. km. 1	P 28.90	0845-0905 0
Dry 28	Clouds 10	p (red.) 28.80	0905-1900 Δ 0'
Wet	Ns		1900-2400+ Δ *'
R.H. 96		Morn. OVC Mod. Snow	Foren. ovc * Δ
Precip. 0.7 mm/0.03 in.		Noon ovc Δ	Aftern. Δ
Snowfall/-Depth 0.2 in/0.2 in.		Eve. Δ	Night * ovc
			SPWB. 180

STATE COLLEGE, Pa. Date

JAN 4 - 1944

Time

Max. 34	Wind F NE 1	Barom. t 73	General Obs.	0700
Min. 28	Vis. km. 4	p 28.85	0000 - 0300 * 0300 - 0440	upflow Cs
Dry 33	Clouds 10 Sc, Ac, Cu	p(red.) 28.73		
Wet 32				
R.H. 95		Morn. ovc to dry	Foren. Pt. cldy → Fair	SPNR 1200
Precip. 34.8 mm / 1.37 in.		Noon Fair	Aftern. Clear	
Snowfall/-Depth 5.5 in / 5.2 in.		Eve. fair	Night Fair - Pt. cldy	
CLT				

STATE COLLEGE, Pa. Date

JAN - 5 1944

Time

0700

Max. 39	Wind F Calm	Barom. t 77	General Obs. =	
Min. 26	Vis. km. 1	p 29.02	0430-0630 9	
Dry 30	Clouds 10 st. Ns	p(red.) 28.89	1215-2255 19/19	
Wet 31			2255-2400+*	
R.H. 100		Morn. ovc	Foren. ovc	
Precip. 7 mm / 7 in.		Noon ovc	Aftern. ovc	
Snowfall/-Depth in / 4.0 in.		Eve. m	Night ovc	
227				

STATE COLLEGE, Pa. Date

JAN - 6 1944

Time  
0700

Max. 35	Wind F NW 3	Barom. t 69	General Obs.
Min. 30	Vis. km. 8	p 28.69	0000 - 0100 * 0100 - 0640 9*
Dry 32	Clouds 10	p (red.) 28.58	0640 - 0650 * 0650 - 1230 <del>1230</del> 9°
Wet 31	sc, cb		1230 - 1250 9°
R.H. 90		Morn.	Foren.
Precip. 3.3 mm / 0.15 in.		ovc 7°	Cldy
Snowfall / -Depth 0.5 in / 4.0 in.		Noon	Aftern.
cut		Cldy	Fair
		Eve.	Night.
		Fair	Fair.

STATE COLLEGE, Pa. Date

JAN - 7 1944

Time  
0700

Max. 32	Wind F NW 3	Barom. t 72	General Obs.	
Min. 23	vis. km. 4	P 28.93	0800-1030 <del>0</del> 0	0730-0810 H
Dry 27	Clouds 8	p (red.) 28.82	1450-1540 <del>0</del> 0	as from
Wet 25	A9 Sc Ca Cmg Cc		1830-2000 <del>0</del> 0	
R.H. 76			2230-2400 <del>0</del> 0	
Precip. T mm / T in.		Morn. Cldy	Foren. Cldy	
Snowfall/-Depth T in / 3.9 in.		Noon ptly Cldy	Aftern. ptly Cldy	
		Eve. ptly cldy	Night cldy	

STATE COLLEGE, Pa. Date

JAN - 8 1944

Time  
0700

Max. 29	Wind F W 2	Barom. t 73	General Obs.	
Min. 18	Vis. km. 25	p 29.05	0000 - 0045 <del>W</del>	1800-1900 ☉ <del>cloud</del>
Dry 18	Clouds 8	p(red.) 28.93	0735 - 0800 <del>W</del>	2000 D
Wet 17	ASAC 5c			
R.H. 84		Morn. <i>cldy</i>	Foren. <i>cldy</i>	
Precip. T mm / T in.		Noon <i>pt. cldy</i>	Aftern. <i>cldy</i>	
Snowfall/-Depth T in / 3.5 in.		Eve. <i>Fair</i>	Night <i>Fair</i>	
CLT				



STATE COLLEGE, Pa. Date

JAN - 9 1944

Time  
0700

Max. 25	Wind F SW 2	Barom. t 76	General Obs. ① ① CC
Min. 3	Vis. km. unlimited	p 28.96	
Dry 4	Clouds 1	p(red.) 28.84	
Wet 3.5	AS		
R.H. 89		Morn. fair	Foren. pty clz
Precip. T mm / T in.		Noon fair pty clz	Aftern. fair
Snowfall / -Lenth T in / 3.2 in.		Eve. pty clz	Night pty clz

STATE COLLEGE, Pa. Date JAN 10 1944

Time 0700

Max. 24	Wind F SW 2	Barom. t 73	General Obs. <i>∞</i>	
Min. 3	Vis. km. 4	p 29.04	1615 <i>∞</i> <i>as from</i>	
Dry 14	Clouds	p(red.) 28.92	-1650 <i>∞</i> <i>as met</i>	
Wet 136			<i>∞</i> <i>∞</i> <i>∞</i>	
R.H. 89		Morn. <i>clear</i>	Foren. <i>clear to fair</i>	
Precip. — mm/ — in.		Noon <i>fair</i>	Aftern. <i>fair</i>	
Snowfall/-Depth — in/ 3.2 in.		Eve. <i>fair</i>	Night <i>fair - Pt. cld</i>	

CLT

STATE COLLEGE, Pa. Date **JAN 11 1944**

Time  
**0700**

Max. <b>30</b>	Wind F <b>S 1</b>	Barom. t <b>70</b>	General Obs. <b>00 L°</b>	Obs. <b>1145 ☉</b>	<b>Ci fl</b>
Min. <b>10</b>	Vis. kra. <b>5</b>	p <b>28.95</b>		<b>1400 ☉</b>	<b>as from</b>
Dry <b>10</b>	Clouds <b>1</b>	p (red.)		<b>- 1500</b>	<b>as made</b>
Wet <b>9.6</b>	Ci fl am	<b>28.84</b>			
R.H. <b>91</b>	Ci fl oc		Morn. <b>Fair</b>	Foren. <b>Fair</b>	
Precip. mm/- in.		Noon <b>fair</b>	Aftern. <b>fair</b>		
Snowfall/-Depth in/ <b>3.2</b> in.		Eve. <b>cldy</b>	Night <b>cldy</b>		

647

STATE COLLEGE, Pa. Date JAN 12 1944

Time 0700

Max. 37	Wind F W 3	Barom. t 72	General Obs.	
Min. 9	Vis. km. 20	p 28.99	* 0755 - 1000 * 2030 - 2300	
Dry 18	Clouds 1	p(red.) 28.87	<div style="border: 1px solid black; padding: 5px; display: inline-block;">                     14° 0745- 0910 CS fume                 </div>	
Wet 15	17 Ce, As, As			
R.H. 67		Morn. Fair	Foren. Pt. cldy	
Precip. - mm/ - in		Noon Pt. cldy	Aftern. Pt. cldy	
Snowfall/-Depth - in/ 3.2 in		Eve. Pt. cldy	Night Pt. cldy - cldy	

667

STATE COLLEGE, Pa. Date JAN 13 1944

Time  
0700

Max. 24	Wind F NW 3	Barom. t 70	General Obs. 0240 - 1*/°
Min. 16	Vis. km. 12	p 29.23	0630-0930 1*/°
Dry 19	Clouds 10 As, St, Ns	p (red.) 29.12	
Wet 17			
R.H. 69		Morn. OVC	* Foren. C/dy - Pt. C/dy
Precip. T mm / T in.		Noon Pt. C/dy	Aftern. Pt. C/dy
Snowfall/-Depth T in / 3.2 in.		Eve. Clear	Night Clear

STATE COLLEGE, Pa. Date

JAN 1 A 1944

Time  
0700

Max. 25	Wind F SW 4	Barom. t 68	General Obs. C:fil	
Min. 16	Vis. km. 10	p 29.00		
Dry 17	Clouds 2	p(red.) 28.90		
Wet 15.2	Cs, As 1			
R.H. 71		Morn. Fair	Foren. Fair	
Precip. T mm/ 7 in.		Noon clear	Aftern. Fair clear	
Snowfall/-Depth T in/ 3.1 in.		Eve. Fair - clear	Night clear	
CLT				

STATE COLLEGE, Pa. Date **JAN 15 1944**

Time  
0700

Max. 35	Wind F calm	Barom. t 66	General Obs. ○	Cs. C. floe C.
Min. 17	Vis. km. 3	p 28.78		
Dry 24	Clouds 9	p (red.) 28.68		
Wet 21	<del>29</del> As, Ac, Cs			
R.H. 63		Morn. cldy	Foren. cldy	
Precip. mm/ in.		Noon cldy	Aftern. ovc	
Snowfall/-Depth in/3.1 in.		Eve. ovc	Night cldy	

STATE COLLEGE, Pa. Date

JAN 16 1944

Time

0700

Max. 30	Wind F NE 2	Barom. t 64	General Obs.	
Min. 21	Vis. km. 30	p 28.87	Ci-floc Cc Cime Cs	
Dry 22	Clouds 1	p (red.) 28.78		
Wet 20	0			
R.H. 72		Morn. Fair	Foren. Fair	
Precip. - mm/ - in.		Noon Fair	Aftern. Fair	
Snowfall/-Depth - in/ 3.1 in.		Eve. Fair	Night Fair	

CCT



STATE COLLEGE, Pa. Date

JAN 17 1944

Time  
0700

Max. 28	Wind F E 1	Barom. t 66	General Obs. 0930 (a) - 1200	Cs C sub C fine
Min. 16	Vis. km.	P 29.19		
Dry 18	Clouds 5	p(red.) 29.09		
Wet	A, Ca Fc			
R.H. 65		Morn. pt. cldy	Foren. pt. cldy	
Precip. - mm/- in.		Noon ptly cldy to cldy	Aftern. cldy - pt cldy	
Snowfall/-Depth - in/ 2.9 in.		Eve. pt. cldy - Fair	Night Fair - clear	

CCT

STATE COLLEGE, Pa. Date

JAN 18 1944

Time

0700

Max. 32	Wind F calm	Barom. t 72	General Obs. 0 =
Min. 17	Vis. km. 1.5	p 29.18	
Dry 24	Clouds 9 Fc, Sc, As	p(red.) 29.07	
Wet			
R.H. 93		Morn. cldy	Foren. ovc
Precip. - mm / - in.		Noon ovc	Aftern. cldy - Pt cldy
Snowfall/-Depth - in / 2.8 in.		Eve. Pt cldy - Clear	Night Clear

CLT

STATE COLLEGE, Pa. Date JAN 19 1944

Time  
0700

Max. 34	Wind F SW 1	Barom. t 71	General Obs. $\equiv \sqcup^\circ$	
Min. 19	Vis. km. 1.3	p 28.88	2040-2350 *°	
Dry 20	Clouds 10	p(red.) 28.77		
Wet	As, St			
R.H. 97		Morn. OVC	Foren. OVC	
Precip. - mm/ - in.		Noon OVC	Aftern. OVC	
Snowfall/-Depth - in/2.8 in.		Eve. OVC	Night OVC mos	

STATE COLLEGE, Pa. Date

JAN 20 1944

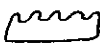
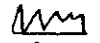
Time

0700

Max. 32	Wind F SW 1	Barom. t 73	General Obs. =
Min. 20	Vis. km. 1.5	p 28.68	
Dry 31	Clouds 9	p(red.) 28.56	
Wet 32	Sc, St, Cu		
R.H. 100		Morn. <i>cldy</i>	Foren. <i>ovc - cldy</i>
Precip. T mm/ T in.		Noon <i>cldy</i>	Aftern. <i>cldy</i>
Snowfall/-Depth T in/ 2.8 in.		Eve. <i>cldy</i>	Night <i>cldy</i>
CCT			

STATE COLLEGE, Pa. Date JAN 21 1944

Time  
0700

Max. 39	Wind F SW 3	Barom. t 72	General Obs. 0830 - 0840 * <sup>o</sup>	
Min. 29	Vis. km. 15	p 28.77		 Acc
Dry 34	Clouds 9	p (red.) 28.66		
Wet 30.5	Sc, Ac, As cc			
R.H. 76		Morn. cldy	Foren. cldy - Pt. Cldy	
Precip. mm/ - in.		Noon Pt. Cldy - Fair	Aftern. Clear	
Snowfall/-Depth in/ 2.7 in.		Eve. Fair - Pt. Cldy	Night cldy	

CLT

STATE COLLEGE, Pa. Date

JAN 22 1944

Time

0700

Max. 44	Wind F SW 3	Barom. t 70	General Obs.		Cc
Min. 32	Vis. km. 25	p 28.93	0930 (0) - 1100		Ci Pl
Dry 34	Clouds 1 Cs, As	p (red.) 28.82			Ci Une cs neb.
Wet 30					
R.H. 61		Morn. Fair	Foren. Fair		
Precip. 7 mm / 7 in.		Noon Fair	Aftern. Fair		
Snowfall/-Depth T in / 2.3 in.		Eve. Pt. Cldy	Night Clear - Pt Cldy		

CLT

STATE COLLEGE, Pa. Date

JAN 23 1944

Time

0700

Max. 42	Wind F W4	Barom. t 74	General Obs. 0145 - 0640 $\Delta$
Min. 32	Vis. km. 5	p 28.63	1035 - 1045 * 1045 - 1930 $\overline{17}$
Dry 35	Clouds 10	p (red.) 28.51	
Wet 34	36 SC		
R.H. 82		Morn. cldy	Foren. cldy
Precip. 0.7 mm / 0.03 in		Noon cldy	Aftern. cldy
Snowfall / -Depth 0.3 in / 2.0 in		Eve. cldy	Night pt. cldy - clear

STATE COLLEGE, Pa. Date

JAN 24 1944

Time

0700

Max. 37	Wind F SW 1	Barom. t 72	General Obs. LI°	Cs
Min. 23	Vis. km. 30	p 29.07	0800 (0) -	Cc
Dry 23	Clouds	p(red.) 28.96	1450 (0) - 1600	Cs floc
Wet 22			1600 (0)	Cs med
R.H. 87		Morn. clear	Foren. fair	Cs floc
Precip. T mm / T in.		Noon fair	Aftern. fair	Cs floc
Snowfall/-Depth T in / 1.7 in.		Eve. Fair	Night clear	Cs floc
CCT				



STATE COLLEGE, Pa. Date

JAN 25 1944

Time  
0700

Max. 37	Wind F 51	Barom. t 70	General Obs. L <sup>o</sup> ∞ 1300 - 1345	ci fil as nub cc
Min. 21	Vis. km. 8	p 29.12		
Dry 23	Clouds 4 As, As	p (red.) 29.01		
Wet 22.5	Acfent			
R.H. 93		Morn. Pt. cldy	Foren. Pt. cldy	
Precip. - mm / - in.		Noon Pt. cldy	Aftern. cldy	
Snowfall / - Depth - in / 1.4 in.		Eve. Pt. cldy	Night Fair - clear	

STATE COLLEGE, Pa. Date JAN 26 1944

Time 0700

Max. 47	Wind F 51	Barom. t 73	General Obs. ∞	ce cs cflac
Min. 23	Vis. km. 6	p 29.14		
Dry 43	Clouds p(red.) As, Ac, Cs	29.02		
Wet 41				
R.H. 85		Morn. Pt. cldy	Foren. Fair	
Precip. - mm / - in.		Noon Fair	Aftern. Fair - clear	
Snowfall / - Depth - in / 1.0 in.		Eve. Clear	Night Clear - fair	

CCT

STATE COLLEGE, Pa. Date

JAN 27 1944

Time

3700

Max. 65	Wind F SW 1	Barom. t 74	General Obs. =	≡ in evening
Min. 39	Vis. km. 1.5	P 29.10	1935-1930 9	
Dry 46	Clouds 7	P (red.) 28.75	1930-2400 10	
Wet 43	As H-			
R.H. 57		Morn. cldy	Foren. cldy	
Precip. — mm/ in.		Noon cldy	Aftern. cldy - ovc	
Snowfall/-Depth in/0.7 in.		Eve. ovc ≡	Night ovc ≡	

CLT

STATE COLLEGE, Pa. Date

JAN 28 1944

Time  
0700

Max. 56	Wind F W 4	Barom. t 72	General Obs. 0000-0400 0'	ci fl
Min. 44	Vis. km. 16	p 28.79	0400-0430 9	ci nnc
Dry 55	Clouds 8	p (red.) 28.68		ci pd.
Wet 51	54 Cu Com Cu, Sc Cc			cc nnd.
R.H. 82		Morn. cldy	Foren. cldy - Pt. cldy	
Precip. 6.7 mm/0.26 in.		Noon Pt cldy	Aftern. Fair	
Snowfall/-Depth - in/0.7 in.		Eve. clear	Night clear	

CCT

STATE COLLEGE, Pa. Date JAN 29 1944

Time 0700

Max. 60	Wind F NW 6	Barom. t 73	General Obs.	
Min. 36	Vis. km. 19	p 28.67	0030 - 0645 $\frac{10}{*}$ °	
Dry 36	Clouds 10	p (red.) 28.55	0745 - 2030 $\frac{10}{*}$ °	
Wet 33	sc			
R.H. 78		Morn. OVC	Foren. OVC	
Precip. 0.3 mm / 0.01 in.		Noon OVC	Aftern. OVC	
Snowfall/-Depth T in / T in.		Eve. OVC	Night OVC	
CLT				

STATE COLLEGE, Pa. Date

JAN 30 1944

Time  
0700


Max. 37	Wind F NW 4	Barom. t 72	General Obs.
Min. 31	Vis. km. 30	p 28.78	
Dry 31	Clouds 9	p(red.) 28.67	
Wet 28.5	sc		
R.H. 74		Morn. cldy	Foren. cldy to ptly drg
Precip. T mm/ T in.		Noon <del>cldy</del> - pt. cldy	Aftern. pt. cldy
Snowfall/-Depth T in/ in.		Eve. clear	Night clear

CLT

STATE COLLEGE, Pa. Date

JAN 31 1944

Time  
0700

Max. 36	Wind F NW 1	Barom. t 73	General Obs. LI' 00	
Min. 24	Vis. km. 8	p 28.76	1145 - 1700 * ▽	
Dry 27	Clouds 5	p(red.) 28.64	1700 - 2000 * ▽	
Wet 25	25 Ci, Cs, Ac		2000 - 240 * ▽	
R.H. 88		Morn. Pt. Clky	Foren. cldy	
Precip. mm/ in.		Noon ovc	Aftern. ovc	
Snowfall/-Depth in/ in.		Eve. ovc	Night ovc	

CLT