

FEATURED CLIMATE HIGHLIGHT

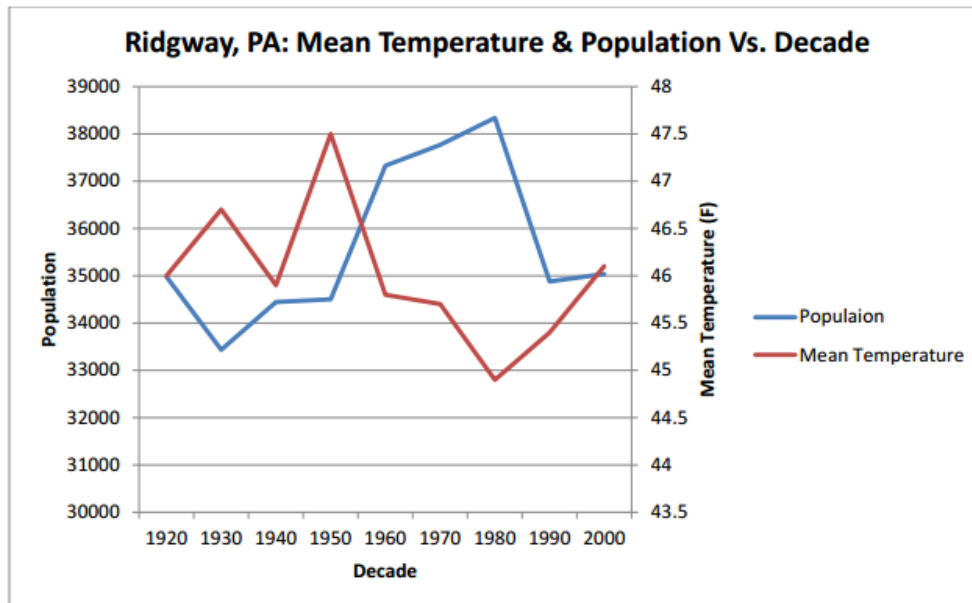
By: Addie Chimel and Michael Page

A study completed 25 years ago by the state climate office in California explored the relationship between population changes and temperature trends in California.

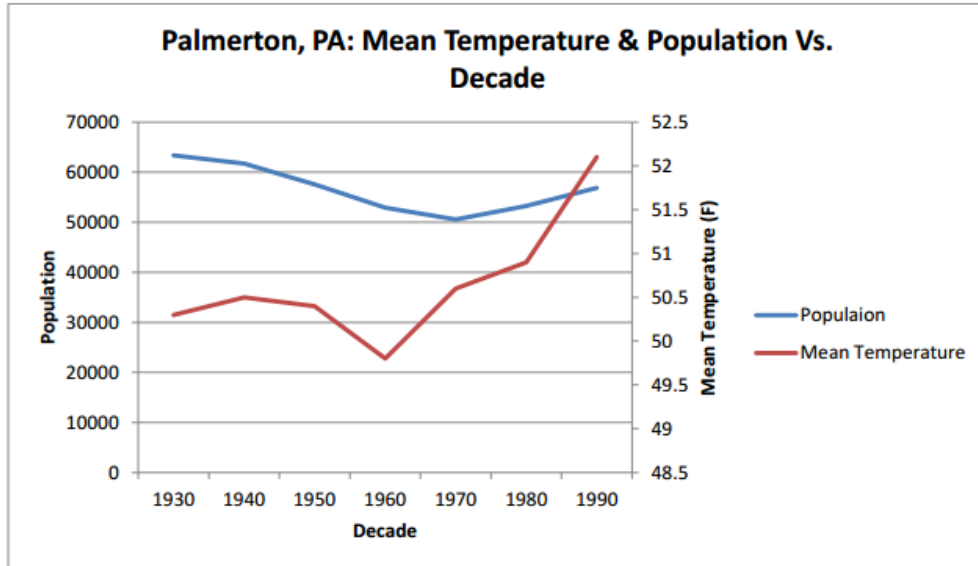
http://wattsupwiththat.files.wordpress.com/2012/08/goodridge_1987_paper.pdf

When reflecting on the past 25 years of changing climate in Pennsylvania, we selected several long-term reporting stations (Historical Climatological Network) in the state and examined the population changes in the surrounding county/city in relationship to the decadal temperature trends.

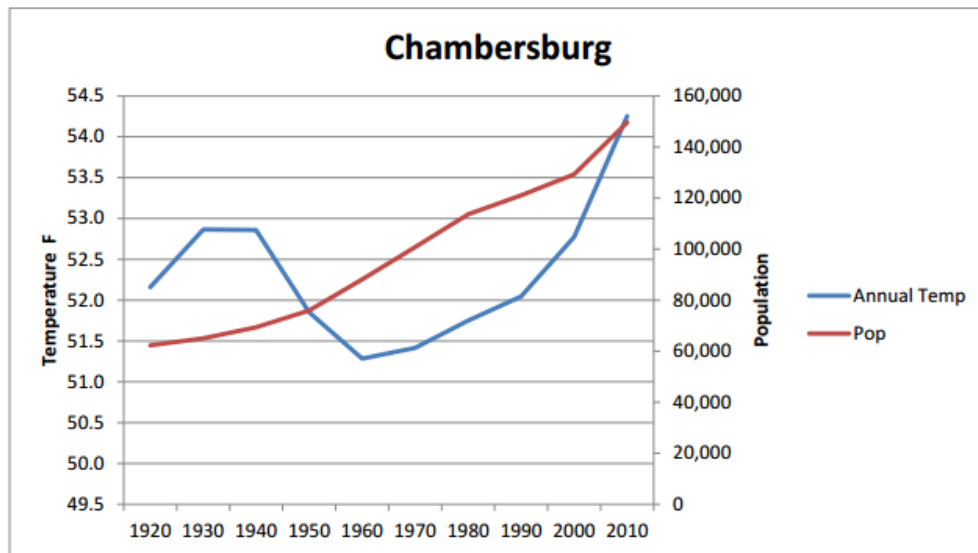
The following displays those relationships for Ridgway, Palmerton and Chambersburg.



Despite a marked decrease in population since 1980 around Ridgway, the mean temperature has risen during the last two decades.



In Palmerston, a slow decline in population has been met by a marked increase in temperature since the 1960's.



Chambersburg's trends in population and temperature have been in lock-step since the 1960's.