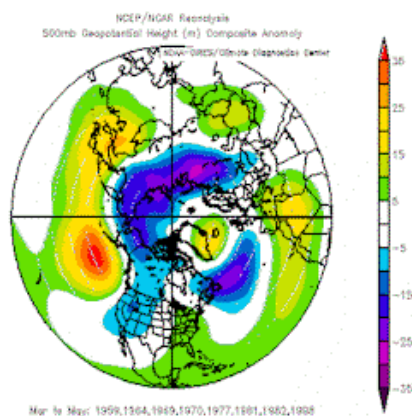


The Pennsylvania Observer

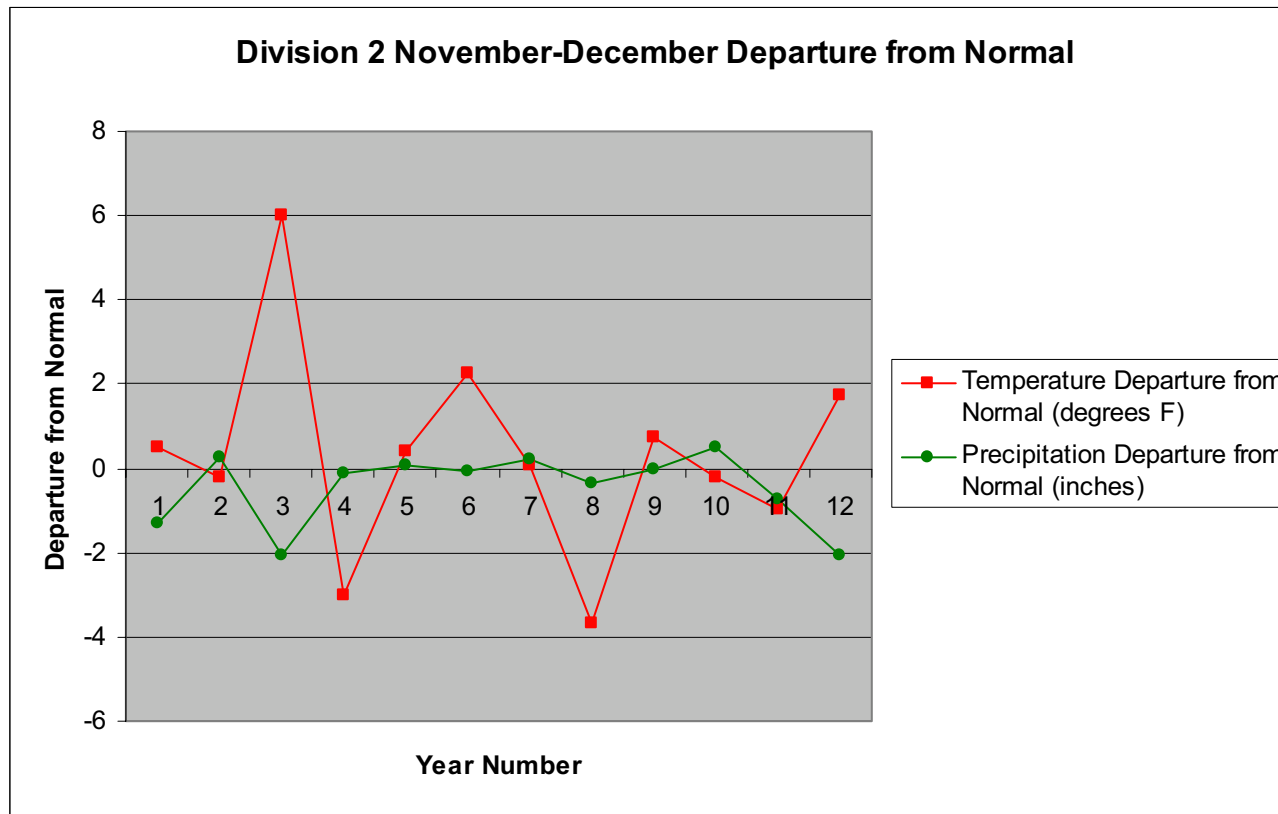
The Pennsylvania State Climatologist



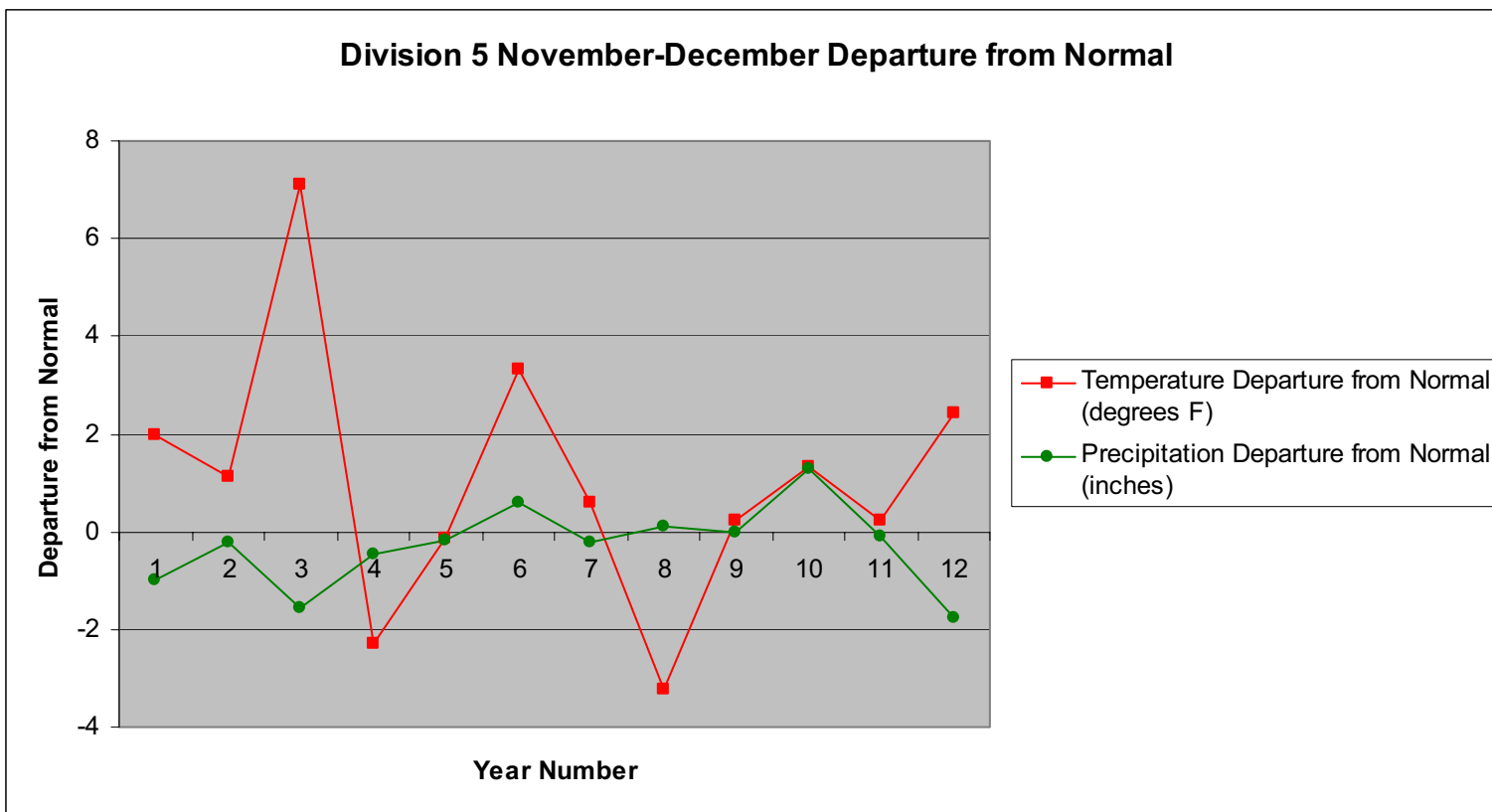
November Climate Highlight:

The expected temperatures in Divisions 2, 5, 7, and 10 are generally at or above average in the November and December that followed the top twelve warmest and driest September and Octobers in Pennsylvania. The top twelve warmest and driest September and Octobers occurred in years 1900, 1971, 1931, 1947, 1961, 1941, 1920, 1919, 1959, 1970, 1921, and 1946 and we anticipate that 2007 will be in this group too. The years that were below average for temperatures for these divisions were 1947 and 1919. Precipitation for most of these regions was generally around average except that the years 1931 and 1946 were significantly below average

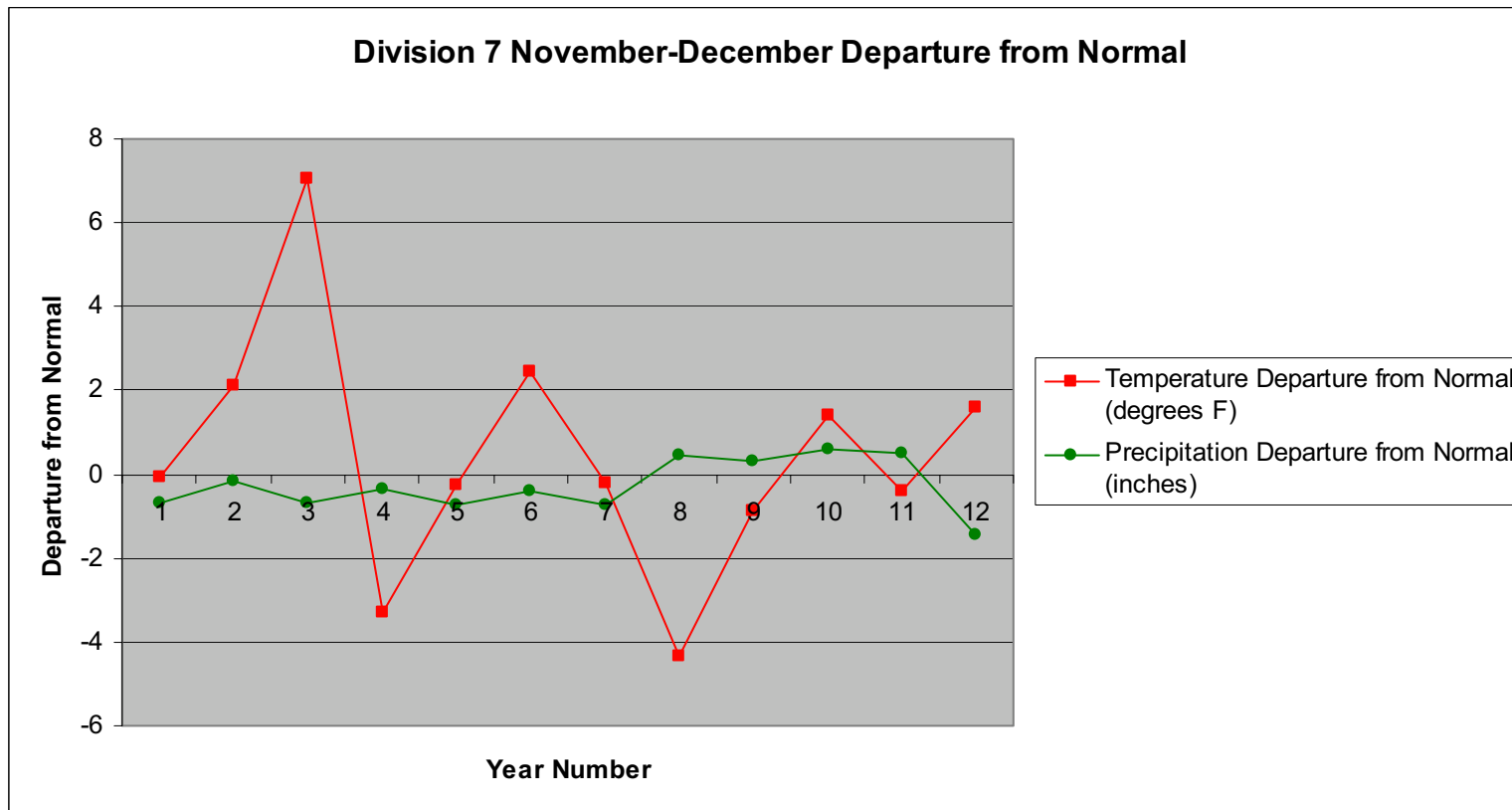
Year	Year Number	Temperature Departure from Normal (degrees F)	Precipitation Departure from Normal (inches)
1900	1	0.485	-1.305
1971	2	-0.215	0.26
1931	3	5.985	-2.05
1947	4	-3.015	-0.13
1961	5	0.385	0.09
1941	6	2.235	-0.065
1920	7	0.085	0.195
1919	8	-3.665	-0.335
1959	9	0.735	-0.03
1970	10	-0.215	0.52
1921	11	-0.965	-0.72
1946	12	1.735	-2.055



Year	Year Number	Temperature Departure from Normal (degrees F)	Precipitation Departure from Normal (inches)
1900	1	1.965	-1.005
1971	2	1.115	-0.215
1931	3	7.115	-1.575
1947	4	-2.285	-0.445
1961	5	-0.135	-0.18
1941	6	3.315	0.61
1920	7	0.615	-0.235
1919	8	-3.235	0.125
1959	9	0.215	-0.015
1970	10	1.315	1.29
1921	11	0.215	-0.11
1946	12	2.415	-1.75



Year	Year Number	Temperature Departure from Normal (degrees F)	Precipitation Departure from Normal (inches)
1900	1	-0.08	-0.675
1971	2	2.12	-0.185
1931	3	7.07	-0.705
1947	4	-3.28	-0.365
1961	5	-0.28	-0.720
1941	6	2.47	-0.380
1920	7	-0.23	-0.735
1919	8	-4.33	0.445
1959	9	-0.88	0.295
1970	10	1.42	0.615
1921	11	-0.38	0.500
1946	12	1.57	-1.430



Year	Year Number	Temperature Departure from Normal (degrees F)	Precipitation Departure from Normal (inches)
1900	1	0.15	-0.595
1971	2	2.4	0.630
1931	3	7.3	-0.300
1947	4	-2.2	-0.865
1961	5	-0.55	-0.725
1941	6	2.7	0.125
1920	7	0	-0.735
1919	8	-3.7	-1.090
1959	9	0.4	0.520
1970	10	1.5	0.545
1921	11	0.25	0.420
1946	12	2.7	-1.030

