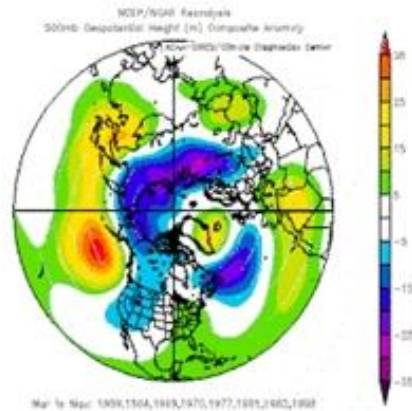


The Pennsylvania Observer

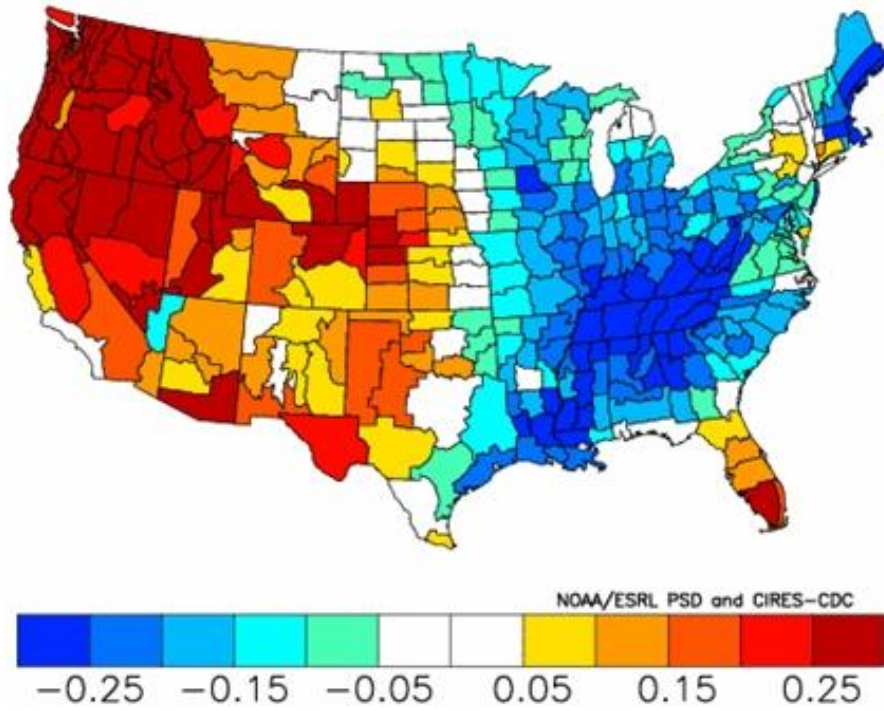
The Pennsylvania State Climatologist



April Climate Highlight:

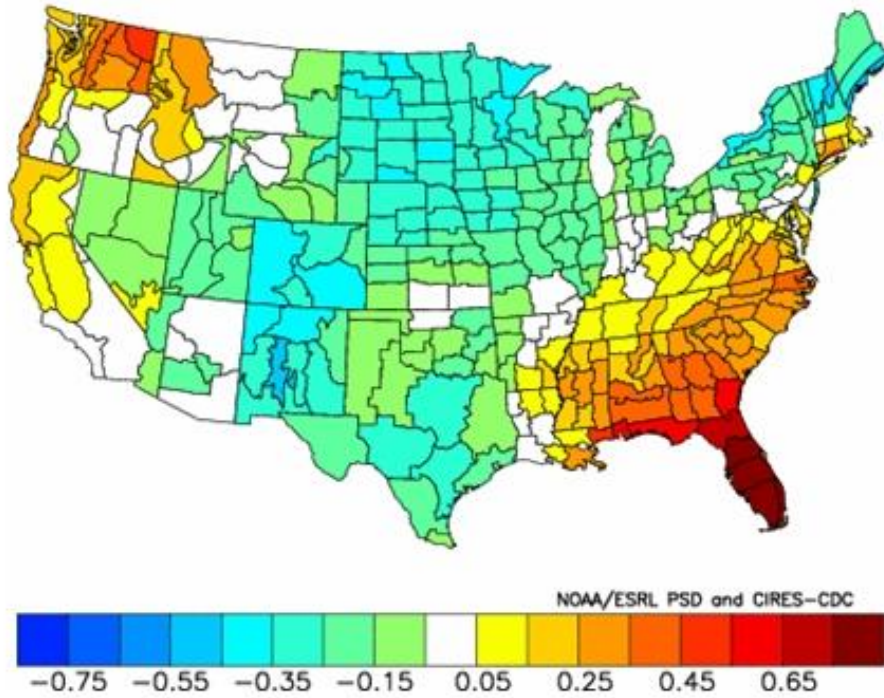
Prepared by Ashley Smith

Composite Standardized Temperature Anomalies
May 1945,1973,1927,1922,1994,1897,1944,1912
Versus 1895–2000 Longterm Average



During the years in which Missouri received above average precipitation in the months of February, March, and April, this was the trend in temperatures during May across the nation. The above average years in descending order of highest precipitation include 1945, 1973, 1927, 1922, 1994, 1897, 1944, and 1912. The current year is expected to follow the same pattern.

Composite Standardized Temperature Anomalies
Jun 1945,1973,1927,1922,1994,1897,1944,1912
Versus 1895–2000 Longterm Average



During the years in which Missouri received above average precipitation in the months of February, March, and April, this was the trend in temperatures during June across the nation. The above average years in descending order of highest precipitation include 1945, 1973, 1927, 1922, 1994, 1897, 1944, and 1912. The current year is expected to follow the same pattern.