

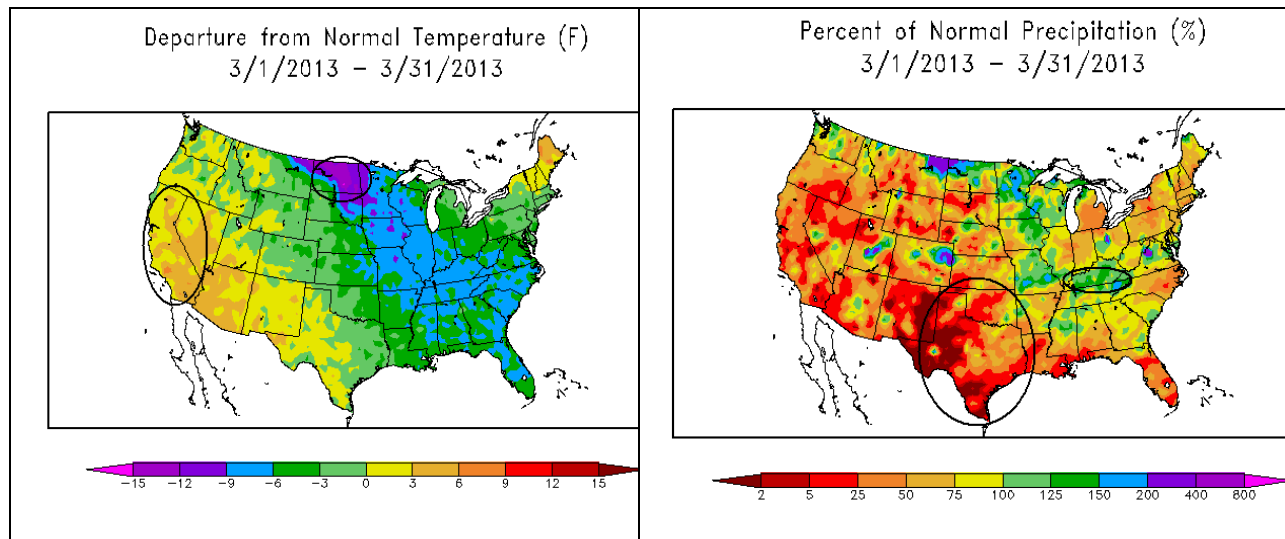
The Pennsylvania Observer



LONG RANGE OUTLOOK

By: Paul Knight and Kyle Imhoff

Using an analog technique which compares anomalies of temperature and precipitation from the month just ended to determine what the likely outcomes of anomalies are for the next two months. In this case, the March 2013 departures from normal of temperature and precipitation are shown below:

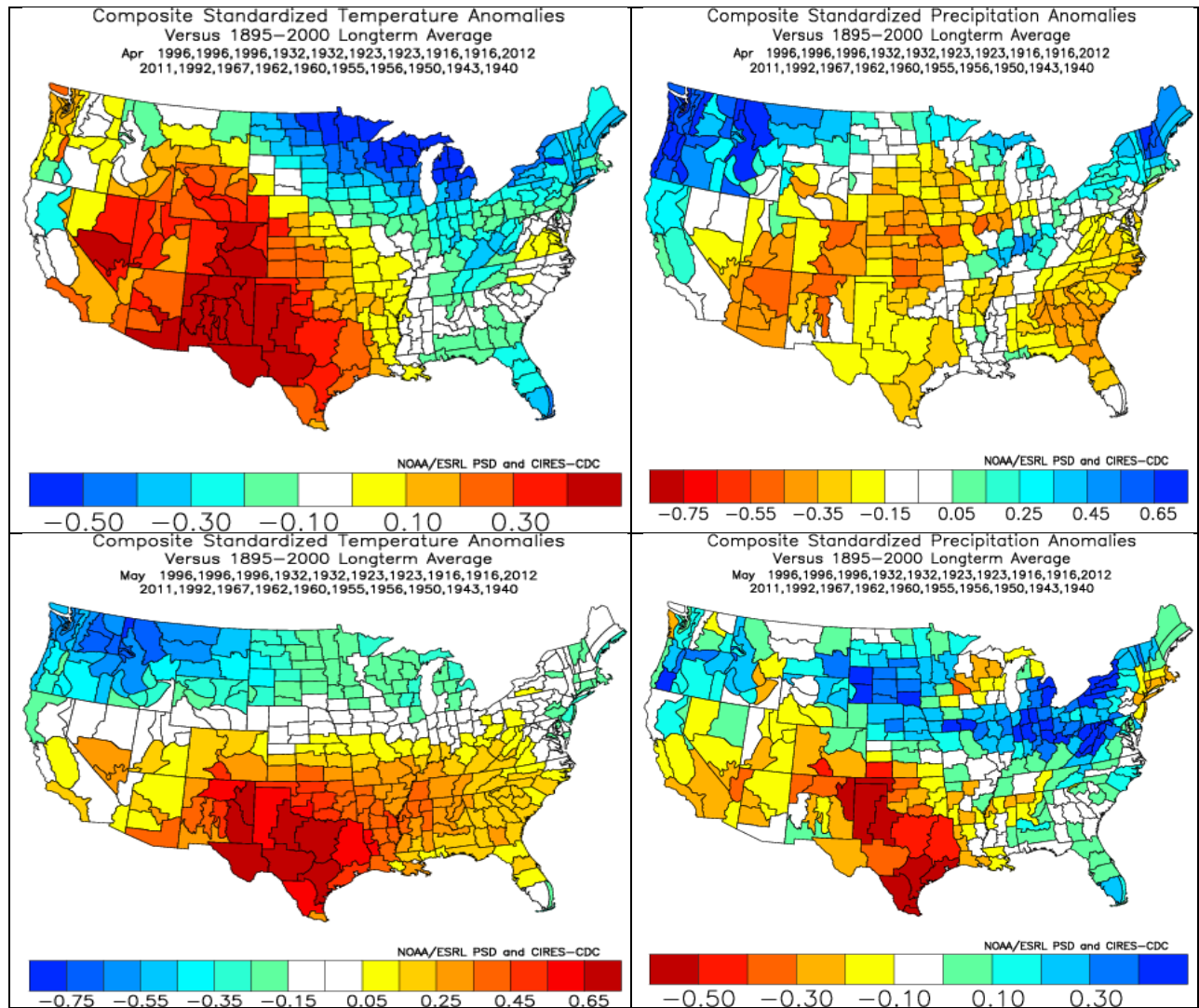


The chill in North Dakota and warmth in California along with the dryness in Texas and moderately moist weather in Kentucky during March are the analogs.

The following are the common years for at least two of the four anomalies listed above (highlight in yellow). Those with three years in common are in green and 1996 was common to all four anomalies.

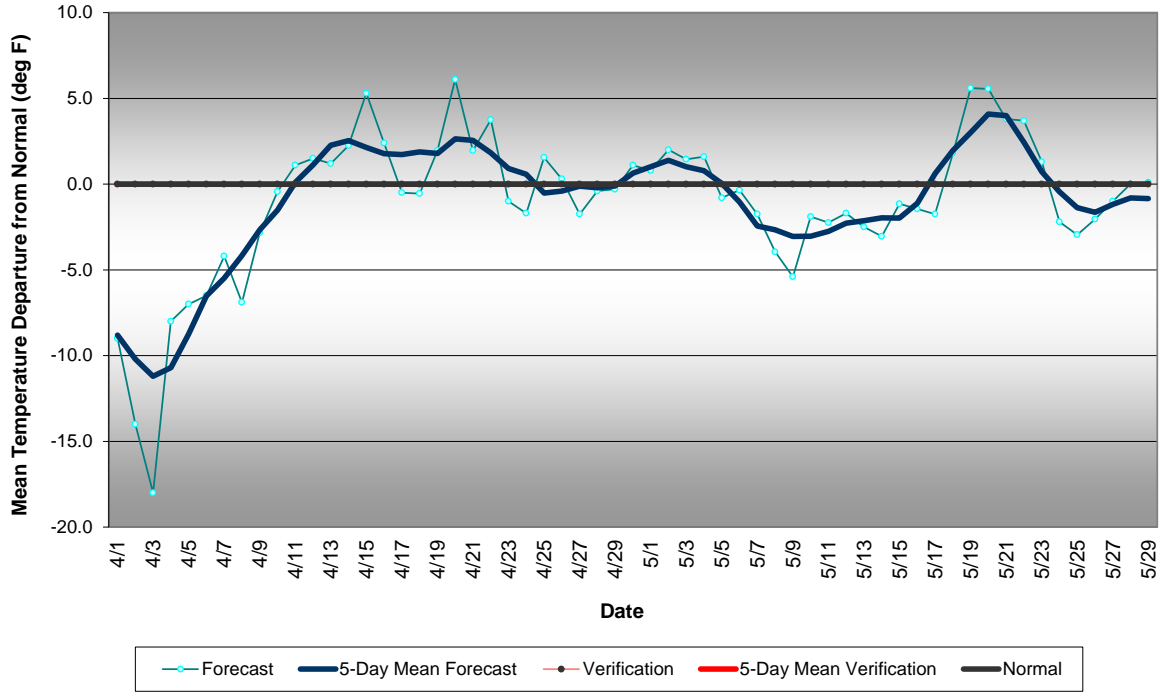
201203	18.9°F		200803	52.5°F		201103	.29"		201203	4.55"
200903	19.6°F		200503	53°F		199603	.8"		201103	5.24"
200203	16.2°F		200303	53.3°F		198603	.59"		199603	5.27"
199603	17.3°F		200003	52.3°F		197803	.89"		199303	4.47"
197503	19.6°F		199603	53.5°F		197203	.84"		199203	5.07"
197003	17.4°F		199203	53.1°F		197103	.28"		199103	5.51"
196903	16.5°F		199003	53.4°F		196703	1.01"		198403	4.95"
196503	13.5°F		198903	53.9°F		196603	.74"		197603	5.04"
196403	19.3°F		198803	54.1°F		196303	.54"		197403	4.93"
196003	16.5°F		196803	52°F		196203	.86"		196703	5.43"
195503	18.2°F		196003	53.5°F		195903	.58"		196203	4.65"
195203	17.4°F		194703	53.3°F		195603	.47"		195603	5.16"
195003	18.5°F		194303	52.5°F		195503	.8"		195303	5.46"
194803	16.7°F		194103	52.1°F		195403	.41"		195103	5"
194403	16°F		194003	53.3°F		195003	.61"		194903	5.09"
194303	16.2°F		193603	53°F		194203	1.01"		194603	4.53"
193203	18.2°F		193203	52°F		193903	.91"		194003	5.17"
192303	17.6°F		193103	53°F		193603	.97"		193603	4.82"
191903	17.2°F		192803	54°F		192803	1.01"		193403	5.19"
191603	19.7°F		192503	52.8°F		192503	.57"		193303	5.39"
191303	16.6°F		192303	52.7°F		191703	.88"		193203	4.98"
191203	14.8°F		192103	53.9°F		191603	.56"		192303	5.18"
190603	17.9°F		191603	53°F		190903	.94"		192003	4.77"
190403	17.6°F		191503	53°F		190403	.98"		190903	5.05"
190003	19.7°F		191103	52.7°F		189903	.41"		190803	5.31"

These are the composite anomalies for April and May that followed with more weight given to the more common anomalies:

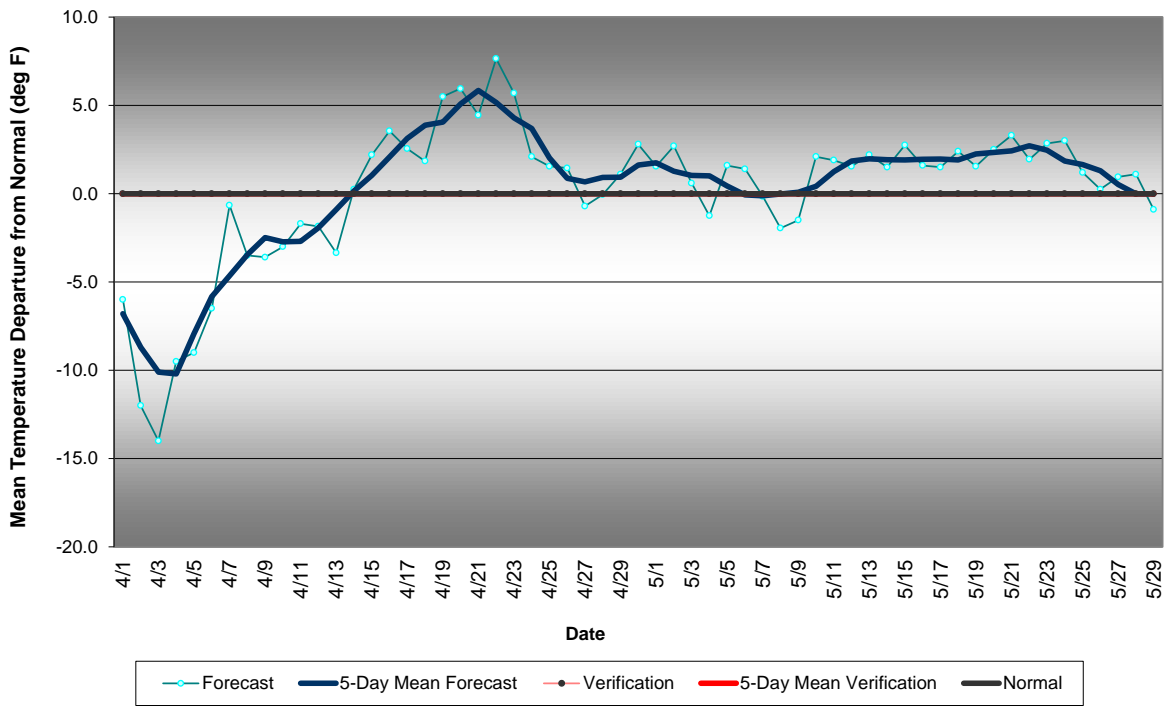


Summary: Wetter weather is expected to return to Pennsylvania in May, but cooler than average conditions are likely to persist into April.

Western Pennsylvania Temperature Forecast
April-May 2013



Central Pennsylvania Temperature Forecast April-May 2013



Eastern Pennsylvania Temperature Forecast April-May 2013

